

# Parent Survey Report: One School in One Data Collection Period

**School Name:** Toddy Thomas Middle School

**Set ID:** 16979

**School Group:** Fortuna Union School District

**Month and Year Collected:** October 2017

**School Enrollment:** 0

**Date Report Generated:** 01/29/2018

**% Range of Students Involved in SRTS:** Don't Know

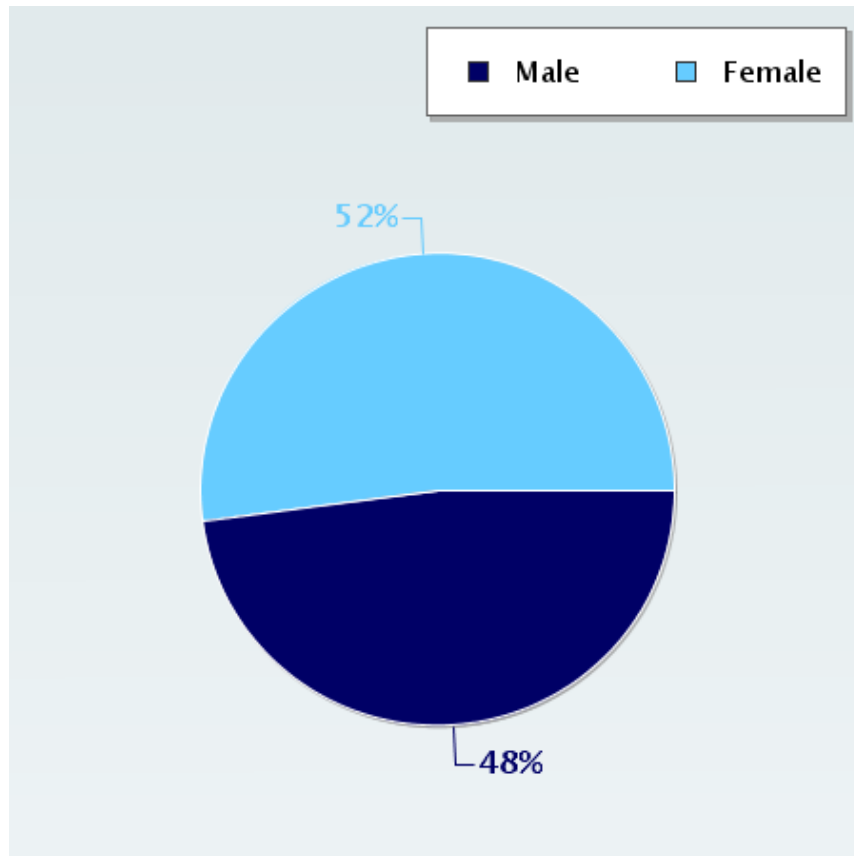
**Tags:**

**Number of Questionnaires Distributed:** 0

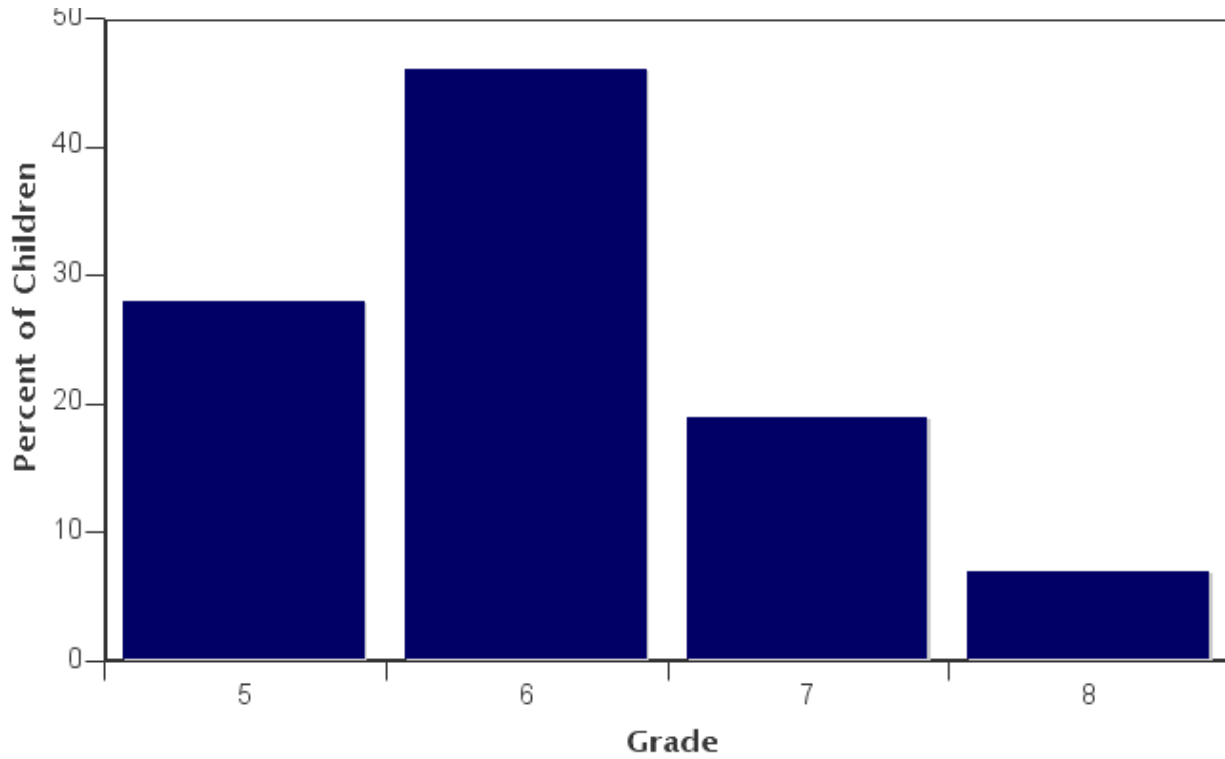
**Number of Questionnaires Analyzed for Report:** 69

This report contains information from parents about their children's trip to and from school. The report also reflects parents' perceptions regarding whether walking and bicycling to school is appropriate for their child. The data used in this report were collected using the Survey about Walking and Biking to School for Parents form from the National Center for Safe Routes to School.

Sex of children for parents that provided information



Grade levels of children represented in survey



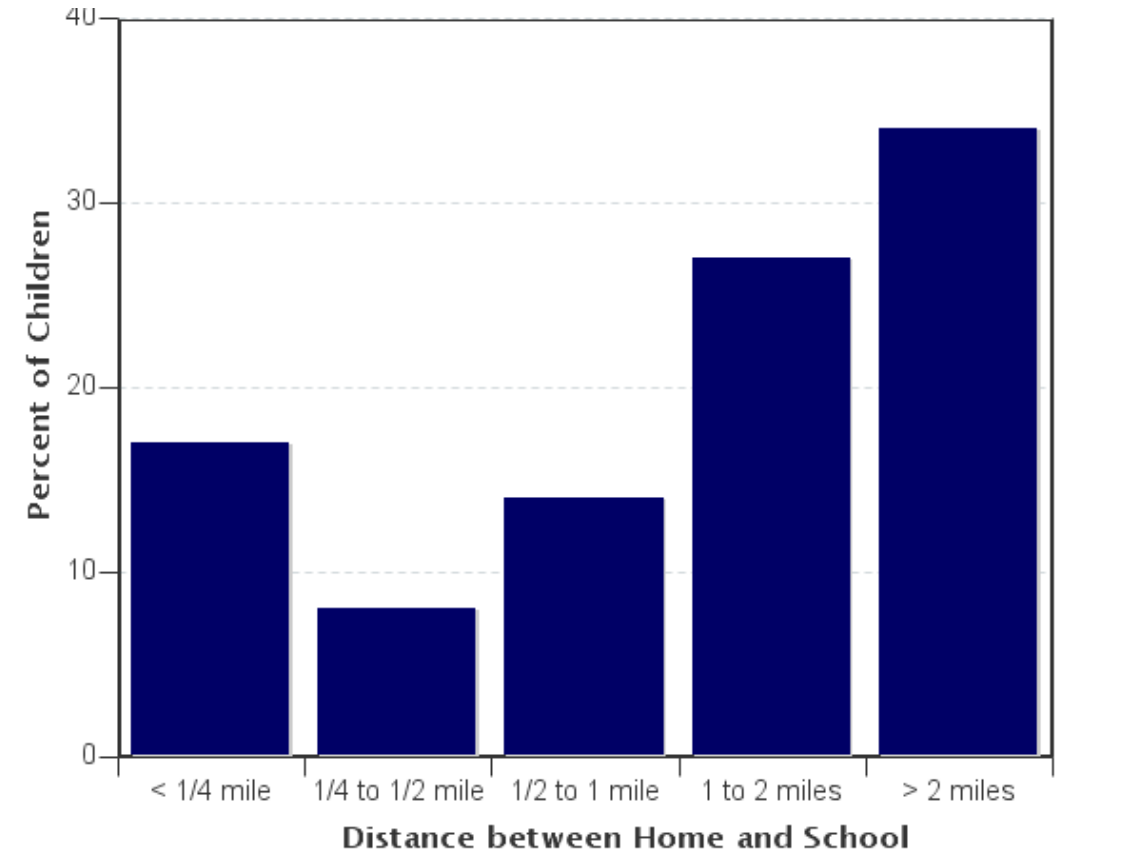
Grade levels of children represented in survey

Grade in School	Responses per grade	
	Number	Percent
5	19	28%
6	32	46%
7	13	19%
8	5	7%

No response: 0

Percentages may not total 100% due to rounding.

Parent estimate of distance from child's home to school

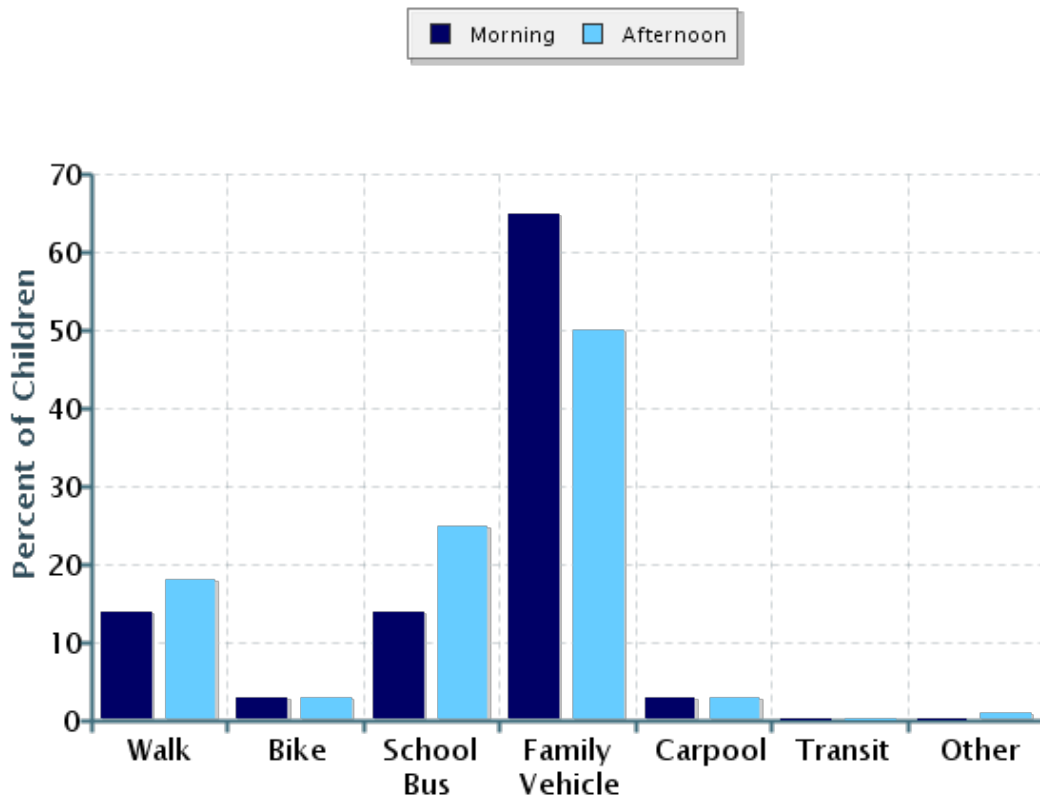


Parent estimate of distance from child's home to school

Distance between home and school	Number of children	Percent
Less than 1/4 mile	11	17%
1/4 mile up to 1/2 mile	5	8%
1/2 mile up to 1 mile	9	14%
1 mile up to 2 miles	17	27%
More than 2 miles	22	34%

Don't know or No response: 5  
 Percentages may not total 100% due to rounding.

### Typical mode of arrival at and departure from school



### Typical mode of arrival at and departure from school

Time of Trip	Number of Trips	Walk	Bike	School Bus	Family Vehicle	Carpool	Transit	Other
Morning	69	14%	3%	14%	65%	3%	0%	0%
Afternoon	68	18%	3%	25%	50%	3%	0%	1%

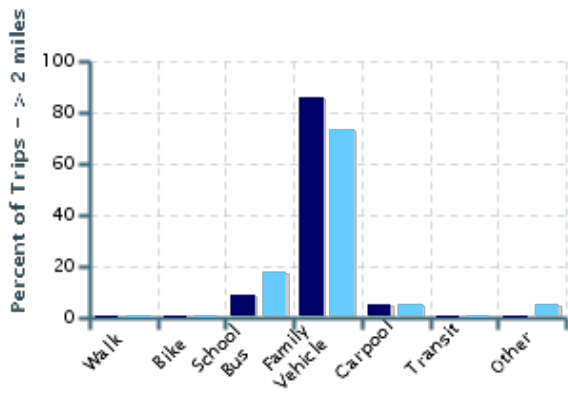
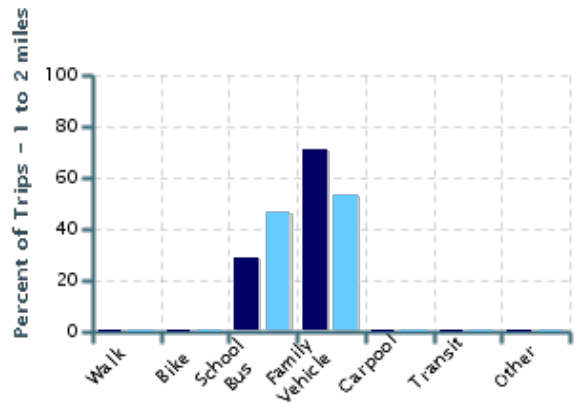
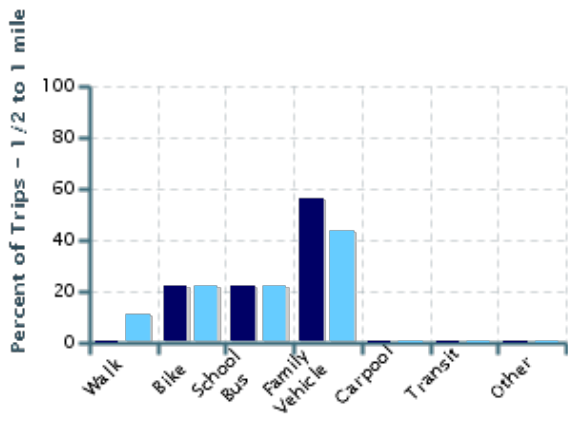
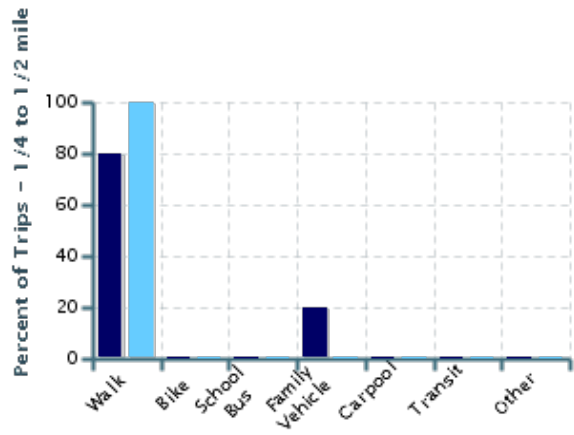
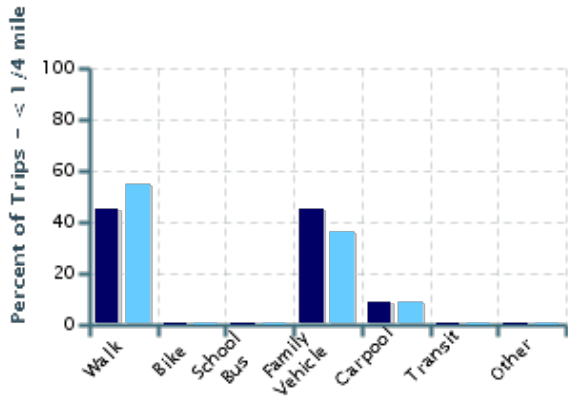
No Response Morning: 0

No Response Afternoon: 1

Percentages may not total 100% due to rounding.

# Typical mode of school arrival and departure by distance child lives from school

■ Morning      ■ Afternoon



## Typical mode of school arrival and departure by distance child lives from school

### School Arrival

Distance	Number within Distance	Walk	Bike	School Bus	Family Vehicle	Carpool	Transit	Other
Less than 1/4 mile	11	45%	0%	0%	45%	9%	0%	0%
1/4 mile up to 1/2 mile	5	80%	0%	0%	20%	0%	0%	0%
1/2 mile up to 1 mile	9	0%	22%	22%	56%	0%	0%	0%
1 mile up to 2 miles	17	0%	0%	29%	71%	0%	0%	0%
More than 2 miles	22	0%	0%	9%	86%	5%	0%	0%

Don't know or No response: 5

Percentages may not total 100% due to rounding.

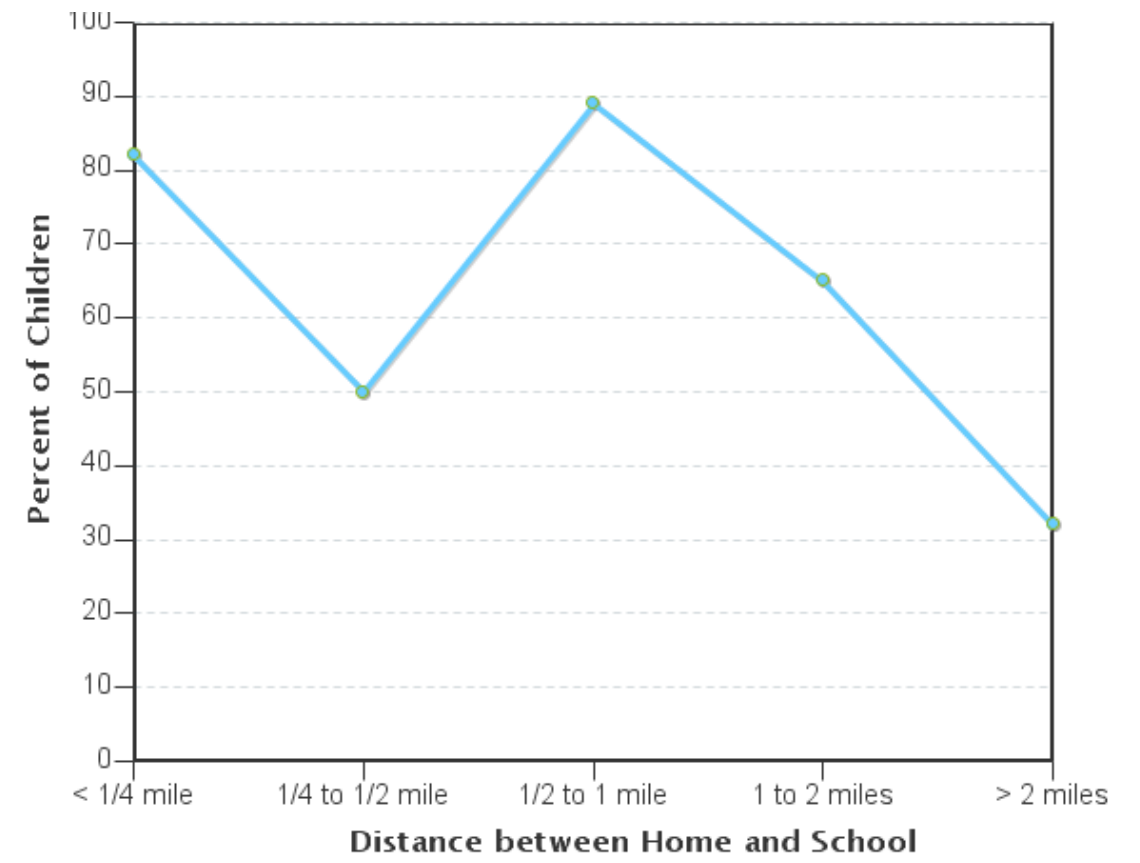
### School Departure

Distance	Number within Distance	Walk	Bike	School Bus	Family Vehicle	Carpool	Transit	Other
Less than 1/4 mile	11	55%	0%	0%	36%	9%	0%	0%
1/4 mile up to 1/2 mile	4	100%	0%	0%	0%	0%	0%	0%
1/2 mile up to 1 mile	9	11%	22%	22%	44%	0%	0%	0%
1 mile up to 2 miles	17	0%	0%	47%	53%	0%	0%	0%
More than 2 miles	22	0%	0%	18%	73%	5%	0%	5%

Don't know or No response: 6

Percentages may not total 100% due to rounding.

Percent of children who have asked for permission to walk or bike to/from school by distance they live from school

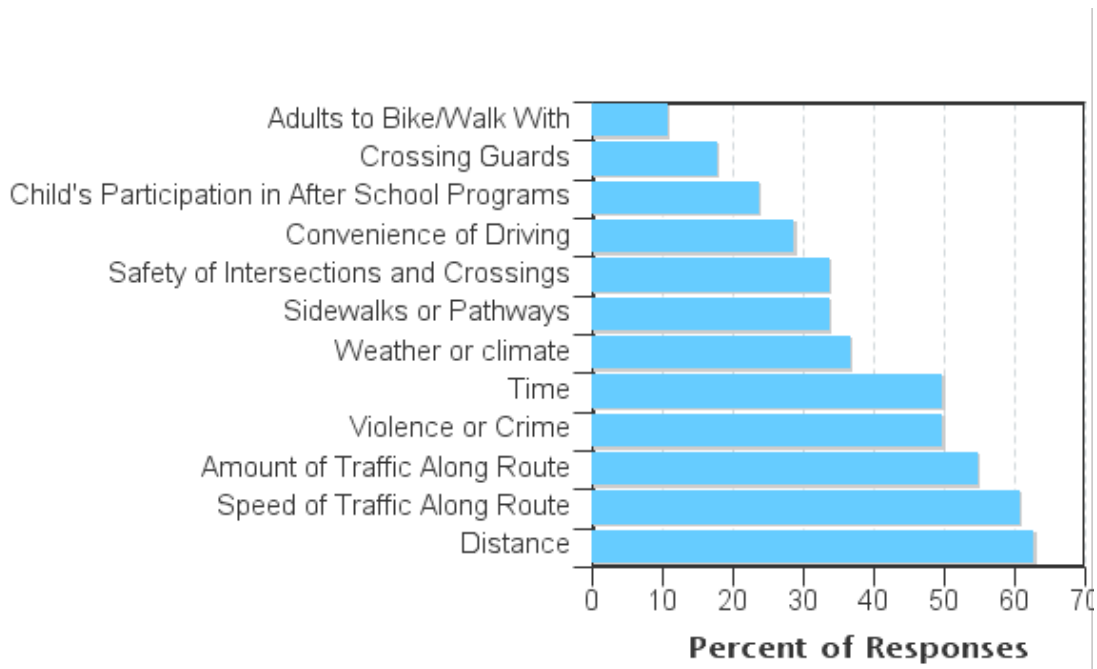


Percent of children who have asked for permission to walk or bike to/from school by distance they live from school

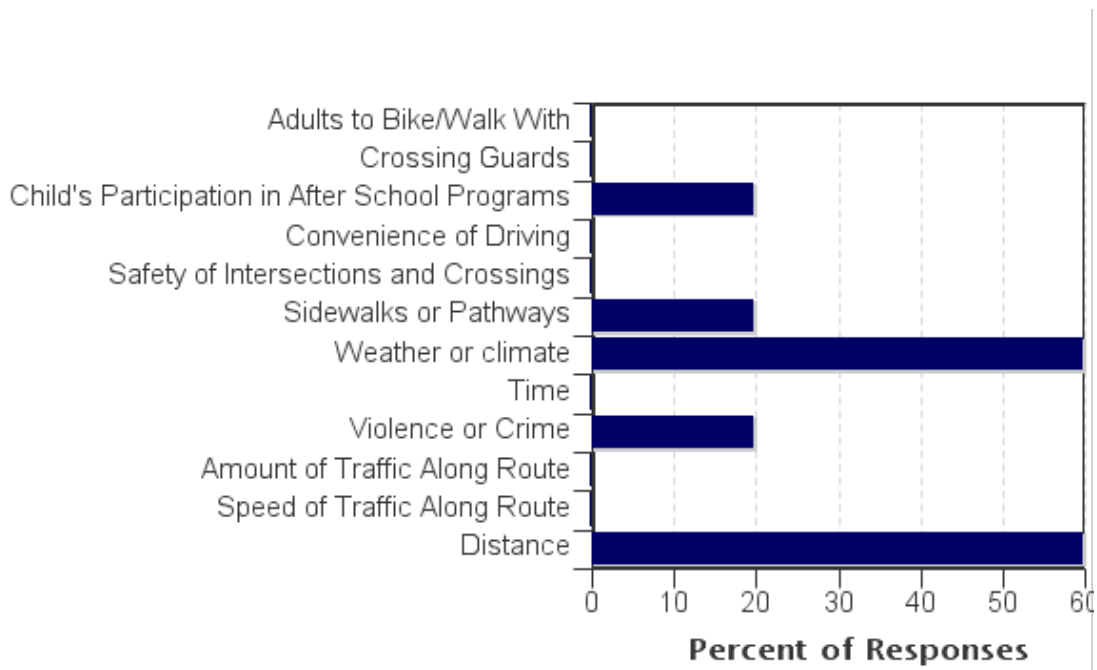
Asked Permission?	Number of Children	Less than 1/4 mile	1/4 mile up to 1/2 mile	1/2 mile up to 1 mile	1 mile up to 2 miles	More than 2 miles
Yes	37	82%	50%	89%	65%	32%
No	26	18%	50%	11%	35%	68%

Don't know or No response: 6  
 Percentages may not total 100% due to rounding.

Issues reported to affect the decision to not allow a child to walk or bike to/from school by parents of children who do not walk or bike to/from school



Issues reported to affect the decision to allow a child to walk or bike to/from school by parents of children who already walk or bike to/from school





Issues reported to affect the decision to allow a child to walk or bike to/from school by  
parents of children who already walk or bike to/from school

Issue	Child does not walk/bike to school	Child walks/bikes to school
Distance	63%	60%
Speed of Traffic Along Route	61%	0%
Amount of Traffic Along Route	55%	0%
Violence or Crime	50%	20%
Time	50%	0%
Weather or climate	37%	60%
Sidewalks or Pathways	34%	20%
Safety of Intersections and Crossings	34%	0%
Convenience of Driving	29%	0%
Child's Participation in After School Programs	24%	20%
Crossing Guards	18%	0%
Adults to Bike/Walk With	11%	0%
<b>Number of Respondents per Category</b>	<b>38</b>	<b>5</b>

No response: 26

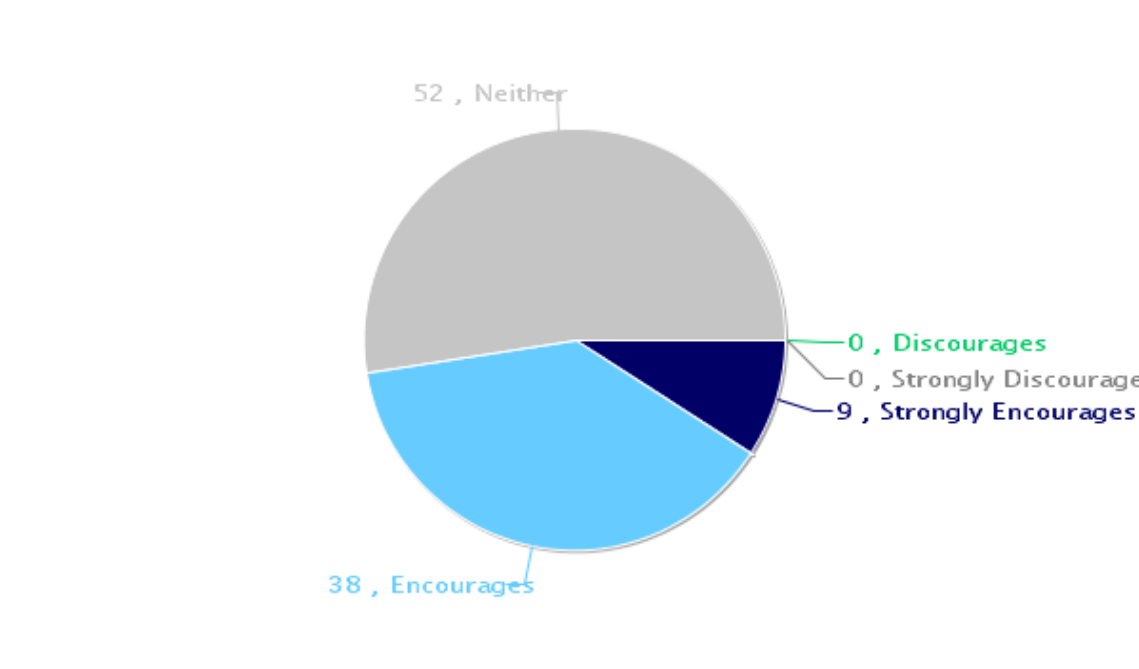
Note:

--Factors are listed from most to least influential for the 'Child does not walk/bike to school' group.

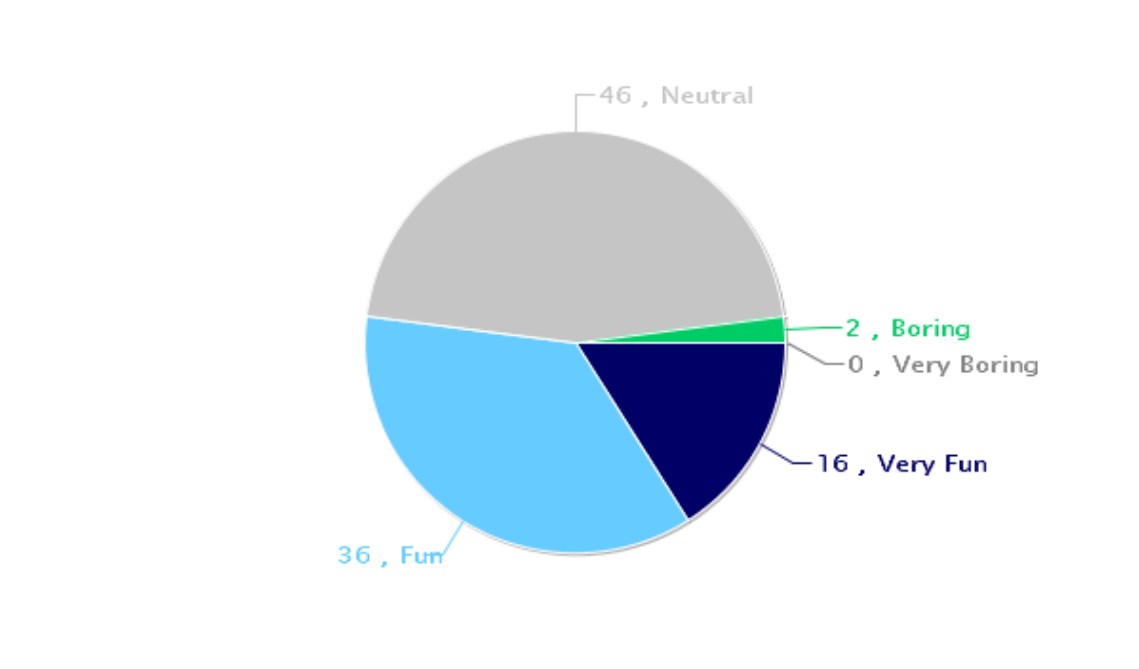
--Each column may sum to > 100% because respondent could select more than issue

--The calculation used to determine the percentage for each issue is based on the 'Number of Respondents per Category' within the respective columns (Child does not walk/bike to school and Child walks/bikes to school.) If comparing percentages between the two columns, please pay particular attention to each column's number of respondents because the two numbers can differ dramatically.

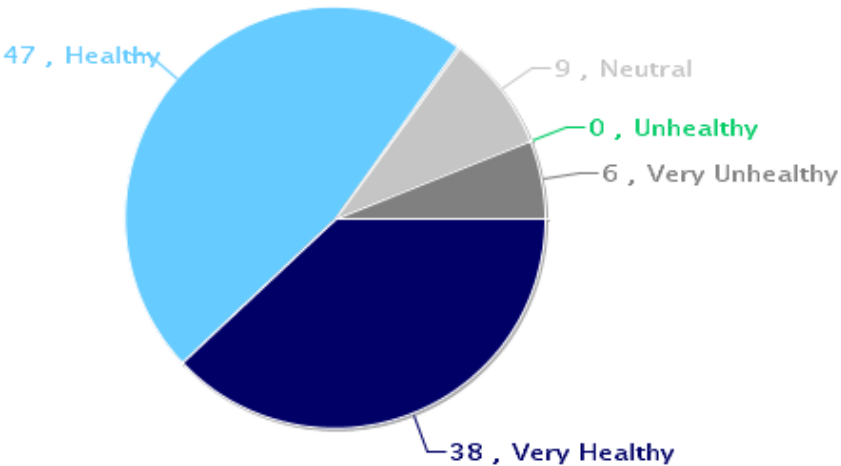
Parents' opinions about how much their child's school encourages or discourages walking and biking to/from school



Parents' opinions about how much fun walking and biking to/from school is for their child



Parents' opinions about how healthy walking and biking to/from school is for their child



## Comments Section

SurveyID	Comment
1568844	My granddaughter is in 5th grade. I wouldn't let her ride or walk by herself. She could do either with her brother who is in 7th grade.
1570667	Need to have more police office drive around after school and before school.
1570675	Note safe for kids to be on streets. Crazy people and drivers.
1570804	Student is welcome to walk to and from school any time she wants providing she's actually going to be on time.
1570899	My child is still young to bike alone along our route and the distance we live is too far for him to bike there.
1570877	Rohnerville has improved with the sidewalk.
1568843	My child enjoys biking to school when it's not raining.
1570672	Our education is not your business - you are not my employer!
1570886	As long as this is a criminal county, children will not be walking - until they get rid of marijuana and homeless.
1570904	We live in Hydesville. It is way too far for my son to walk or ride his bike.