

Parent Survey Report: One School in One Data Collection Period

School Name: Toddy Thomas Middle School

Set ID: 18305

School Group: Fortuna Union School District

Month and Year Collected: October 2018

School Enrollment: 0

Date Report Generated: 02/11/2019

% Range of Students Involved in SRTS: Don't Know

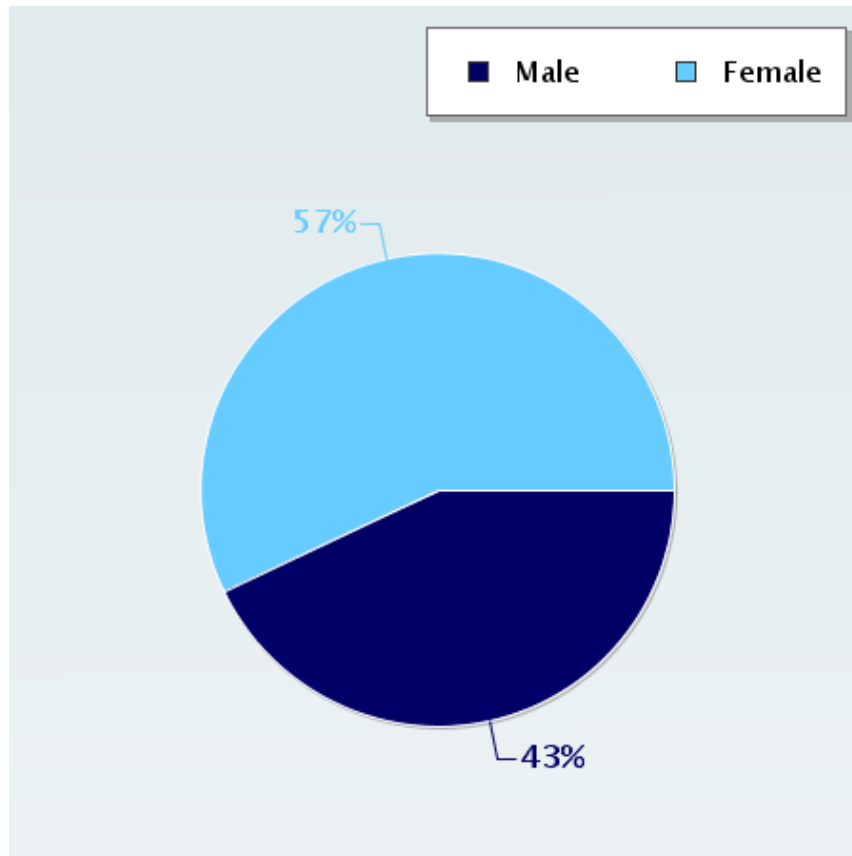
Tags:

Number of Questionnaires Distributed: 0

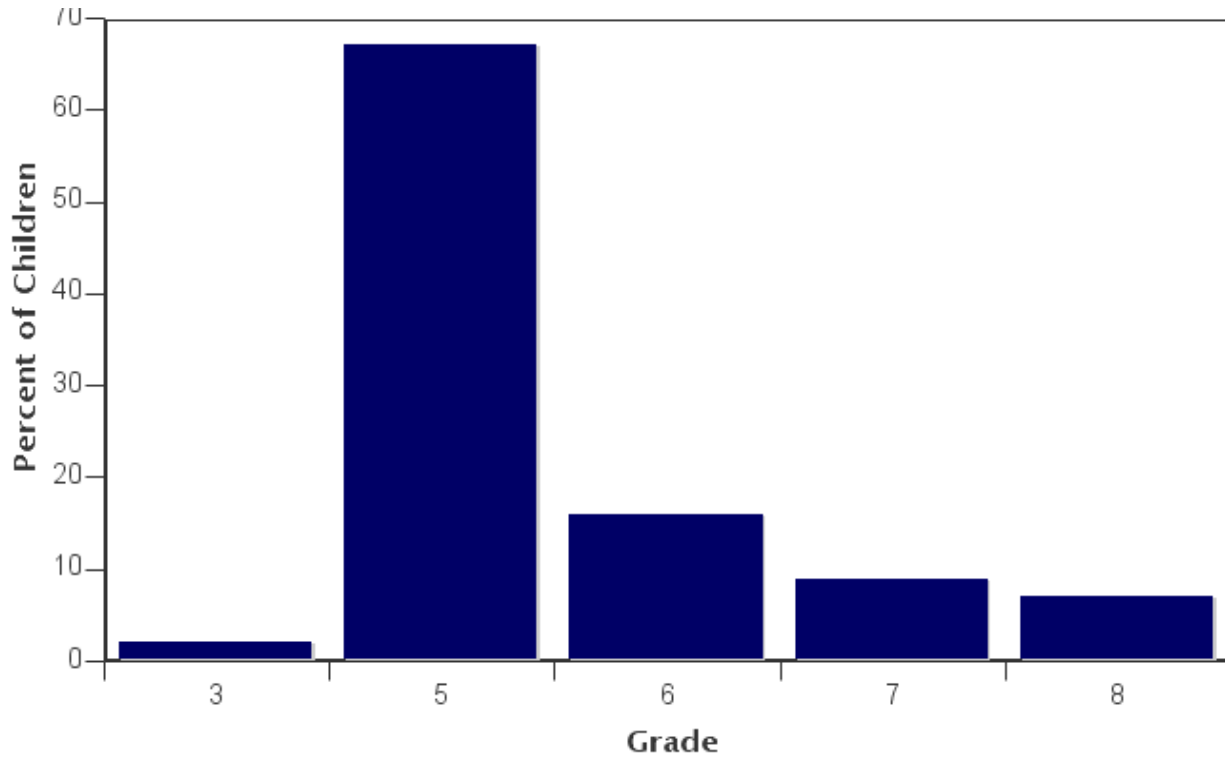
Number of Questionnaires Analyzed for Report: 59

This report contains information from parents about their children's trip to and from school. The report also reflects parents' perceptions regarding whether walking and bicycling to school is appropriate for their child. The data used in this report were collected using the Survey about Walking and Biking to School for Parents form from the National Center for Safe Routes to School.

Sex of children for parents that provided information



Grade levels of children represented in survey



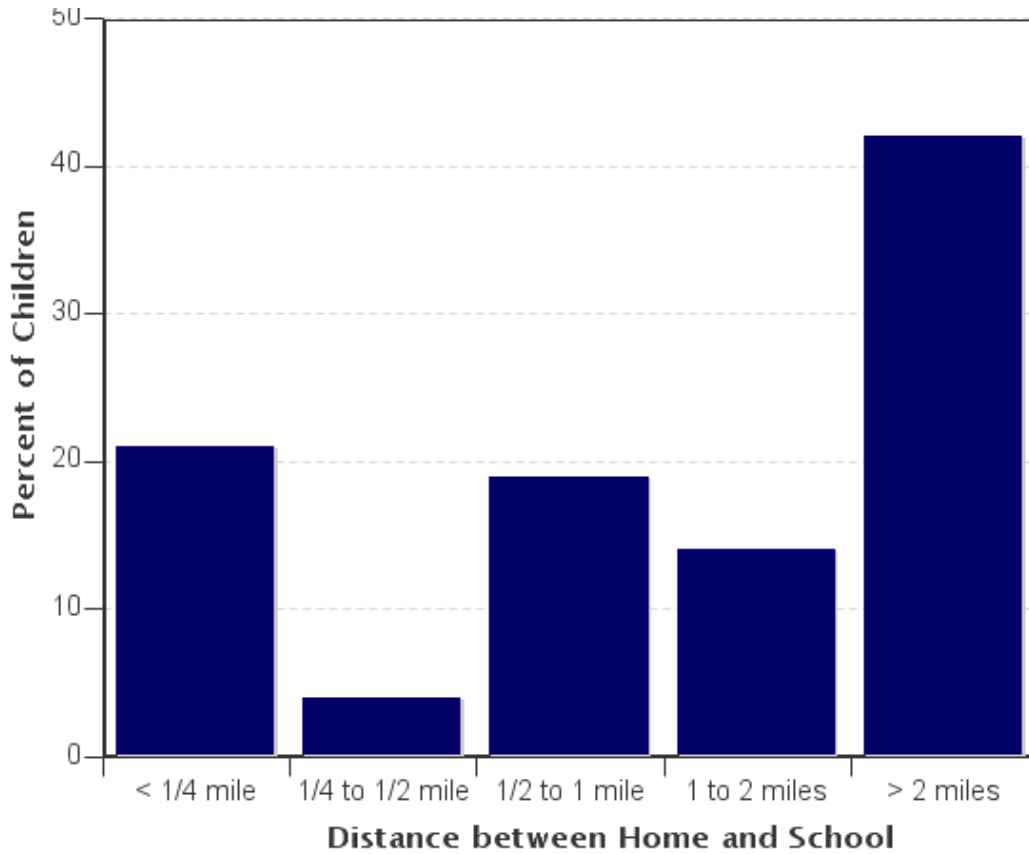
Grade levels of children represented in survey

Grade in School	Responses per grade	
	Number	Percent
3	1	2%
5	38	67%
6	9	16%
7	5	9%
8	4	7%

No response: 0

Percentages may not total 100% due to rounding.

Parent estimate of distance from child's home to school

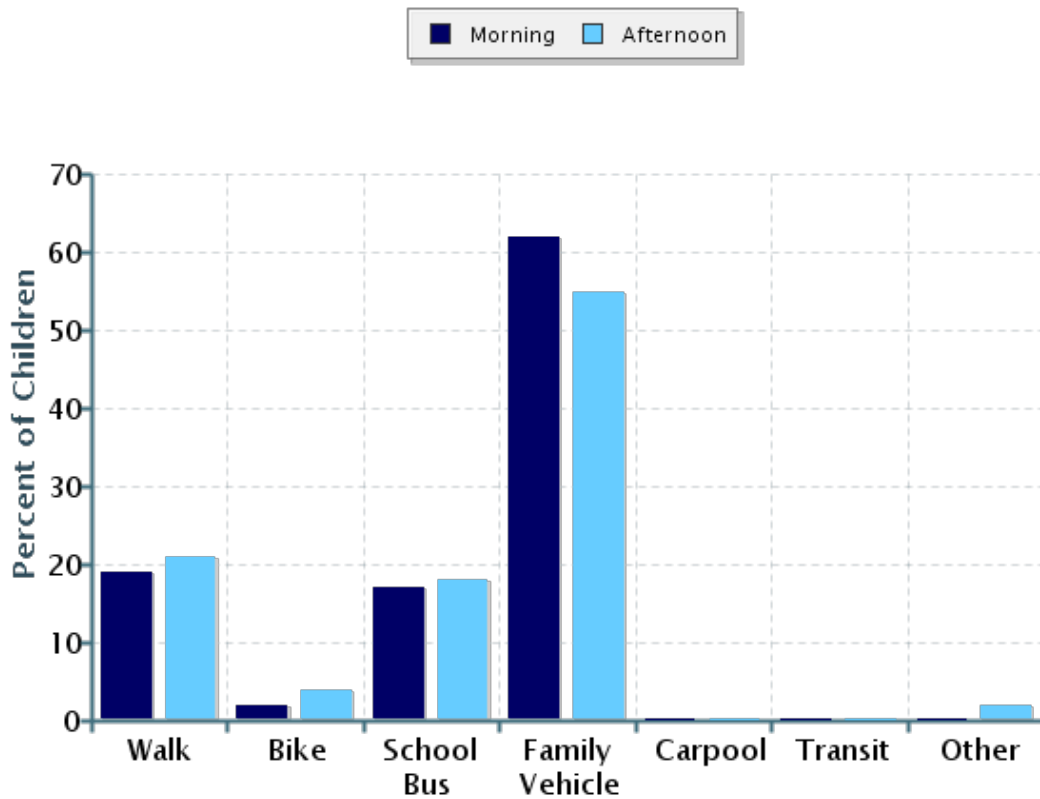


Parent estimate of distance from child's home to school

Distance between home and school	Number of children	Percent
Less than 1/4 mile	12	21%
1/4 mile up to 1/2 mile	2	4%
1/2 mile up to 1 mile	11	19%
1 mile up to 2 miles	8	14%
More than 2 miles	24	42%

Don't know or No response: 2
 Percentages may not total 100% due to rounding.

Typical mode of arrival at and departure from school



Typical mode of arrival at and departure from school

Time of Trip	Number of Trips	Walk	Bike	School Bus	Family Vehicle	Carpool	Transit	Other
Morning	58	19%	2%	17%	62%	0%	0%	0%
Afternoon	56	21%	4%	18%	55%	0%	0%	2%

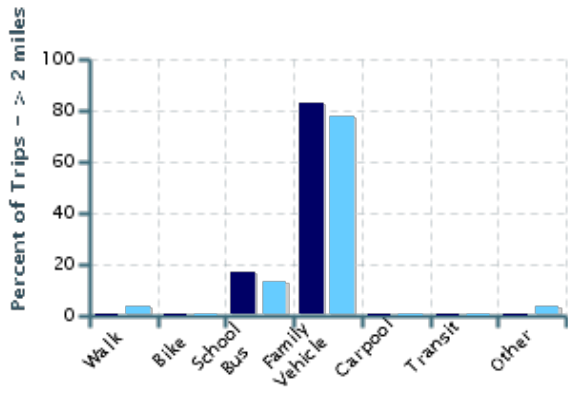
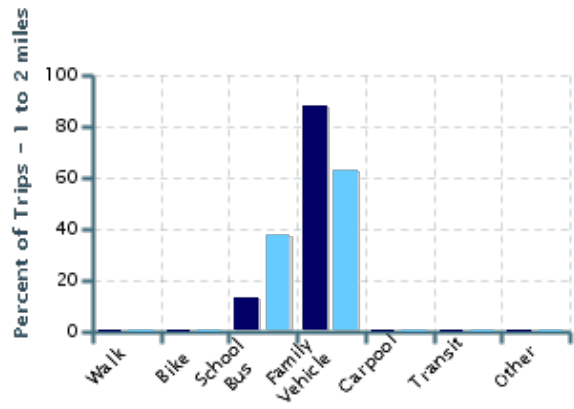
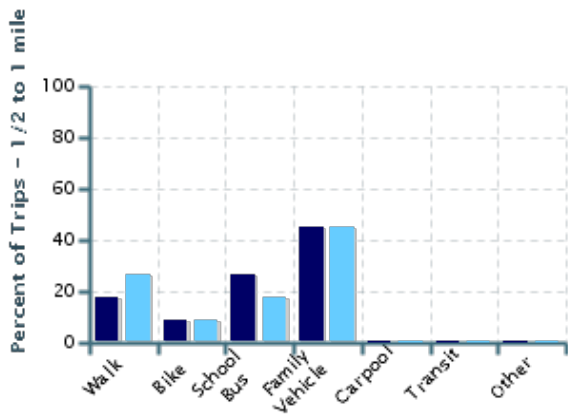
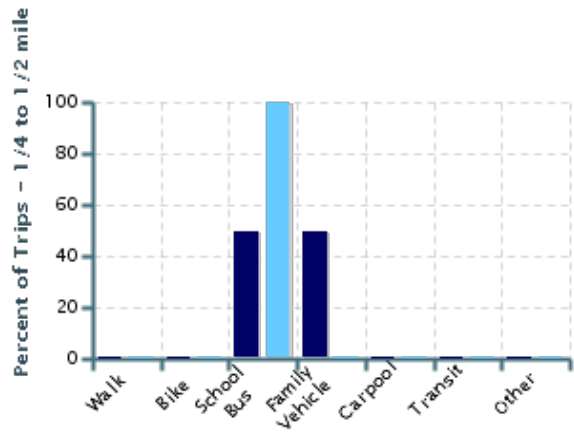
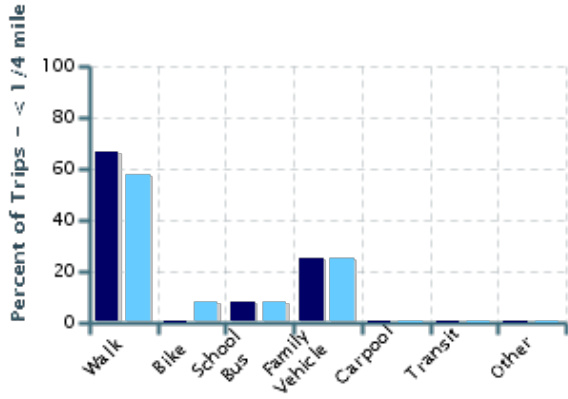
No Response Morning: 1

No Response Afternoon: 3

Percentages may not total 100% due to rounding.

Typical mode of school arrival and departure by distance child lives from school

■ Morning ■ Afternoon



Typical mode of school arrival and departure by distance child lives from school

School Arrival

Distance	Number within Distance	Walk	Bike	School Bus	Family Vehicle	Carpool	Transit	Other
Less than 1/4 mile	12	67%	0%	8%	25%	0%	0%	0%
1/4 mile up to 1/2 mile	2	0%	0%	50%	50%	0%	0%	0%
1/2 mile up to 1 mile	11	18%	9%	27%	45%	0%	0%	0%
1 mile up to 2 miles	8	0%	0%	13%	88%	0%	0%	0%
More than 2 miles	24	0%	0%	17%	83%	0%	0%	0%

Don't know or No response: 2

Percentages may not total 100% due to rounding.

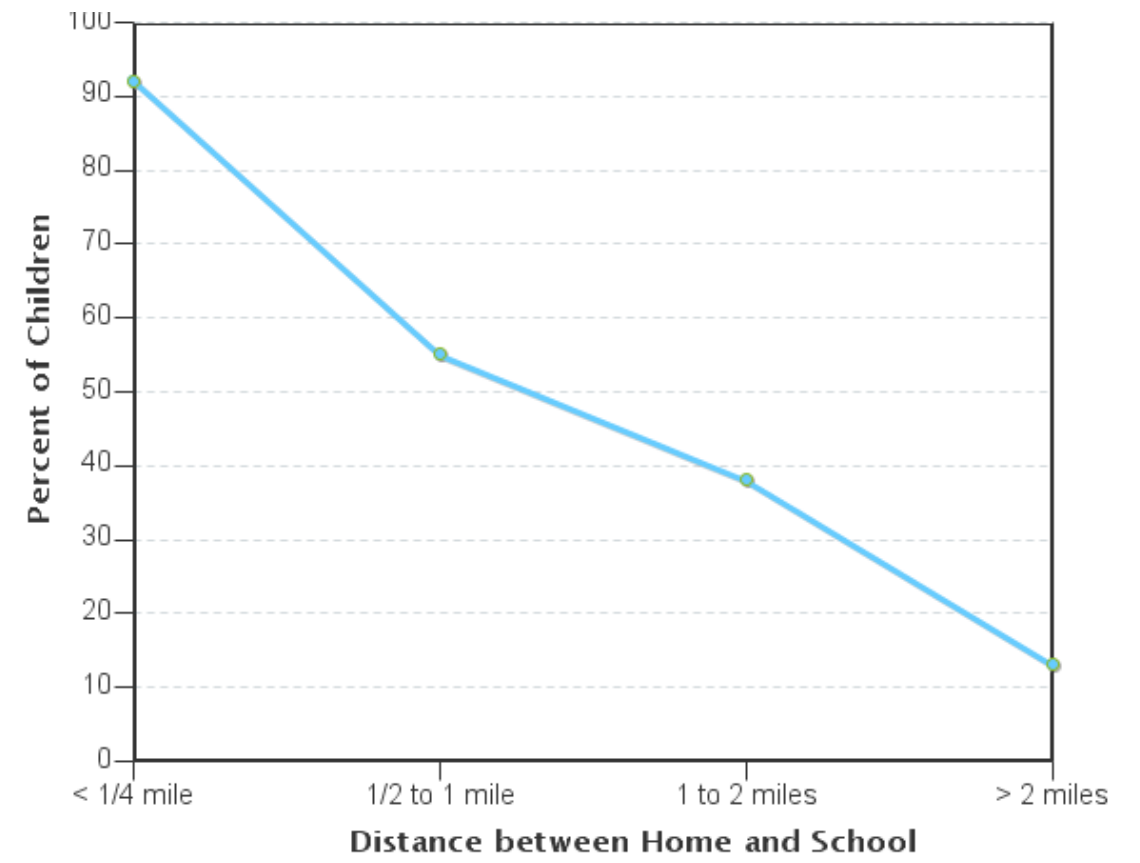
School Departure

Distance	Number within Distance	Walk	Bike	School Bus	Family Vehicle	Carpool	Transit	Other
Less than 1/4 mile	12	58%	8%	8%	25%	0%	0%	0%
1/4 mile up to 1/2 mile	1	0%	0%	100%	0%	0%	0%	0%
1/2 mile up to 1 mile	11	27%	9%	18%	45%	0%	0%	0%
1 mile up to 2 miles	8	0%	0%	38%	63%	0%	0%	0%
More than 2 miles	23	4%	0%	13%	78%	0%	0%	4%

Don't know or No response: 4

Percentages may not total 100% due to rounding.

Percent of children who have asked for permission to walk or bike to/from school by distance they live from school

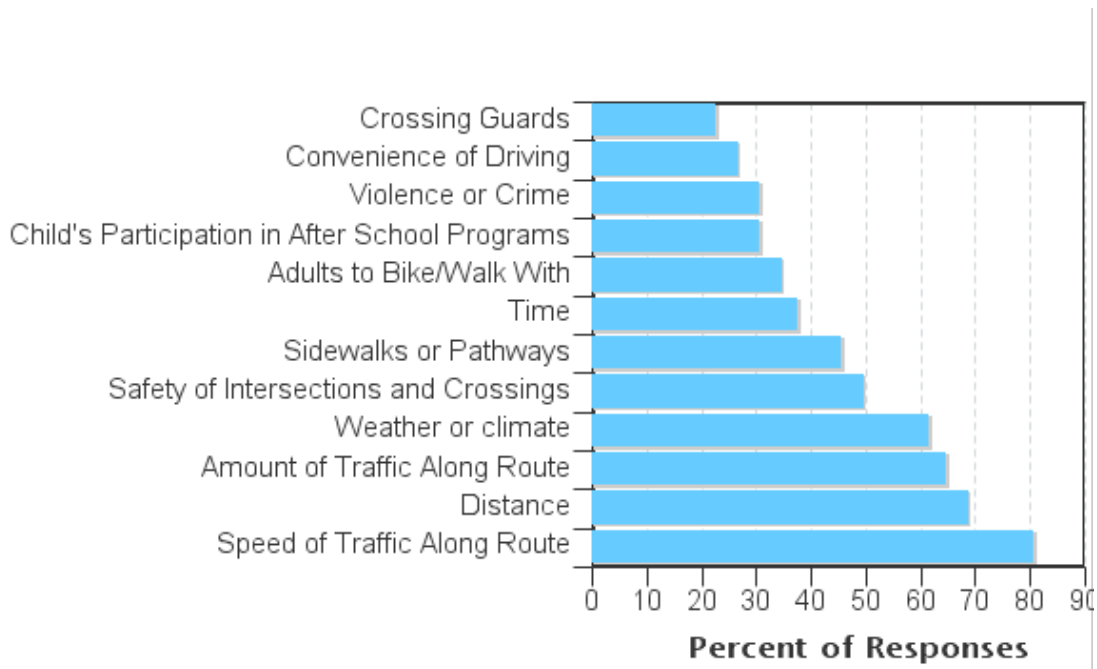


Percent of children who have asked for permission to walk or bike to/from school by distance they live from school

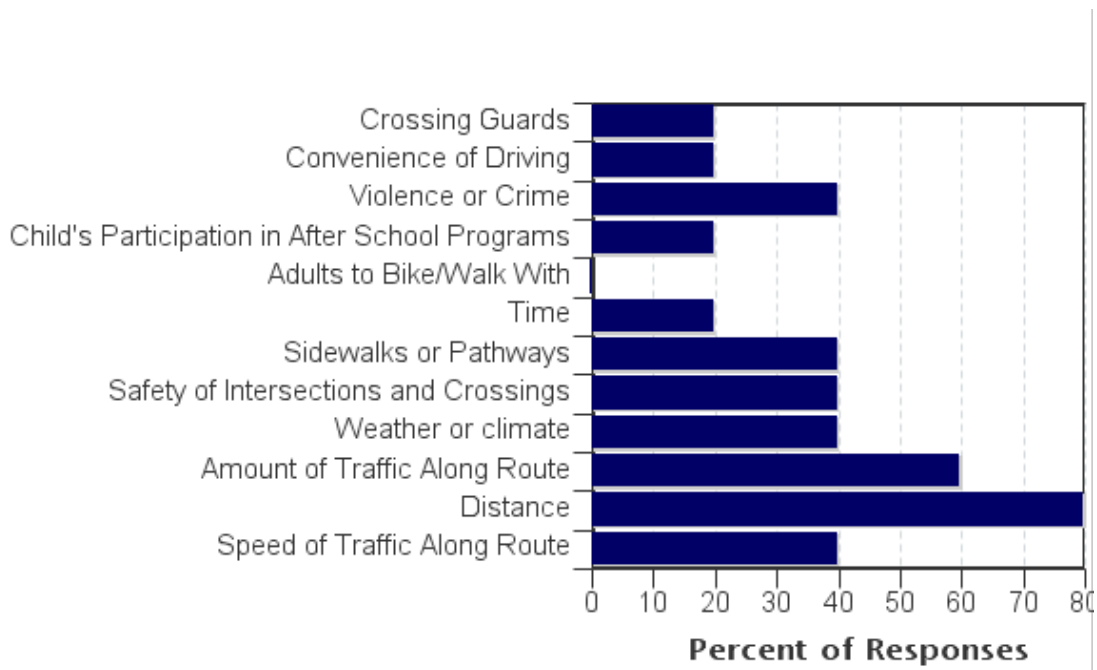
Asked Permission?	Number of Children	Less than 1/4 mile	1/4 mile up to 1/2 mile	1/2 mile up to 1 mile	1 mile up to 2 miles	More than 2 miles
Yes	23	92%	0%	55%	38%	13%
No	34	8%	100%	45%	63%	88%

Don't know or No response: 2
 Percentages may not total 100% due to rounding.

Issues reported to affect the decision to not allow a child to walk or bike to/from school by parents of children who do not walk or bike to/from school



Issues reported to affect the decision to allow a child to walk or bike to/from school by parents of children who already walk or bike to/from school



Issues reported to affect the decision to allow a child to walk or bike to/from school by
parents of children who already walk or bike to/from school

Issue	Child does not walk/bike to school	Child walks/bikes to school
Speed of Traffic Along Route	81%	40%
Distance	69%	80%
Amount of Traffic Along Route	65%	60%
Weather or climate	62%	40%
Safety of Intersections and Crossings	50%	40%
Sidewalks or Pathways	46%	40%
Time	38%	20%
Adults to Bike/Walk With	35%	0%
Child's Participation in After School Programs	31%	20%
Violence or Crime	31%	40%
Convenience of Driving	27%	20%
Crossing Guards	23%	20%
Number of Respondents per Category	26	5

No response: 28

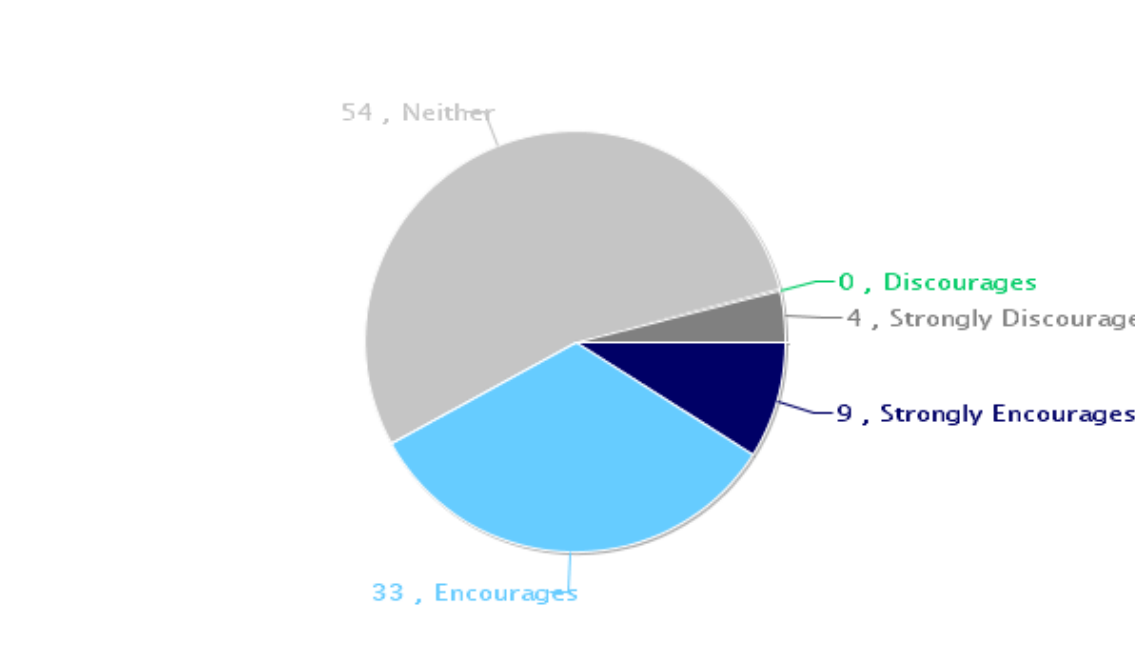
Note:

--Factors are listed from most to least influential for the 'Child does not walk/bike to school' group.

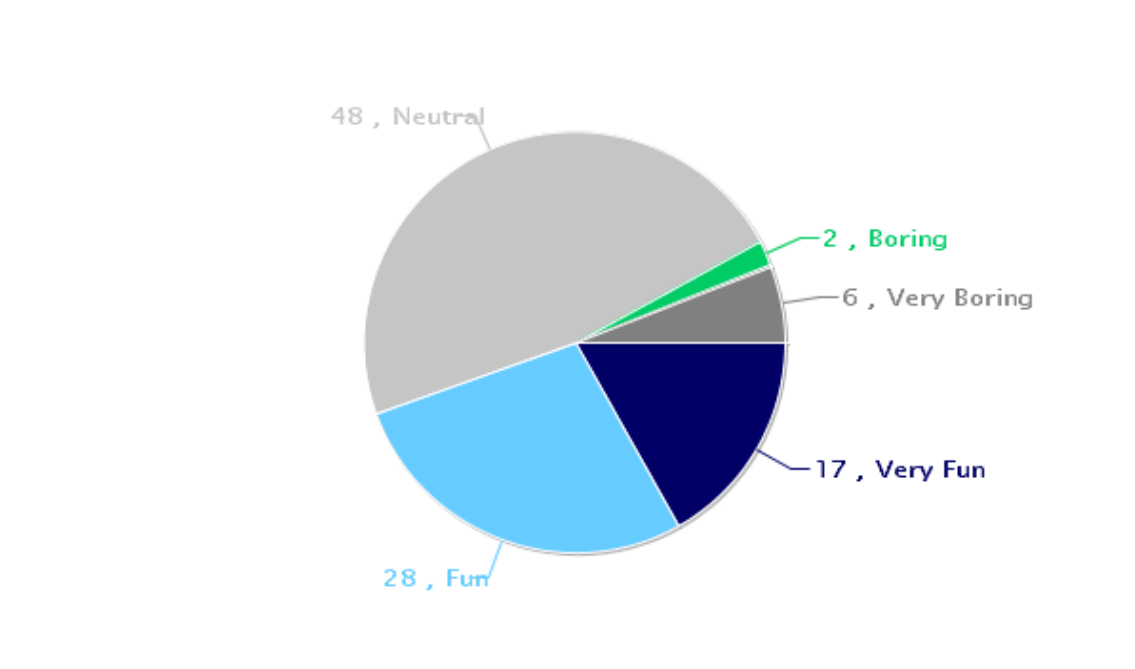
--Each column may sum to > 100% because respondent could select more than issue

--The calculation used to determine the percentage for each issue is based on the 'Number of Respondents per Category' within the respective columns (Child does not walk/bike to school and Child walks/bikes to school.) If comparing percentages between the two columns, please pay particular attention to each column's number of respondents because the two numbers can differ dramatically.

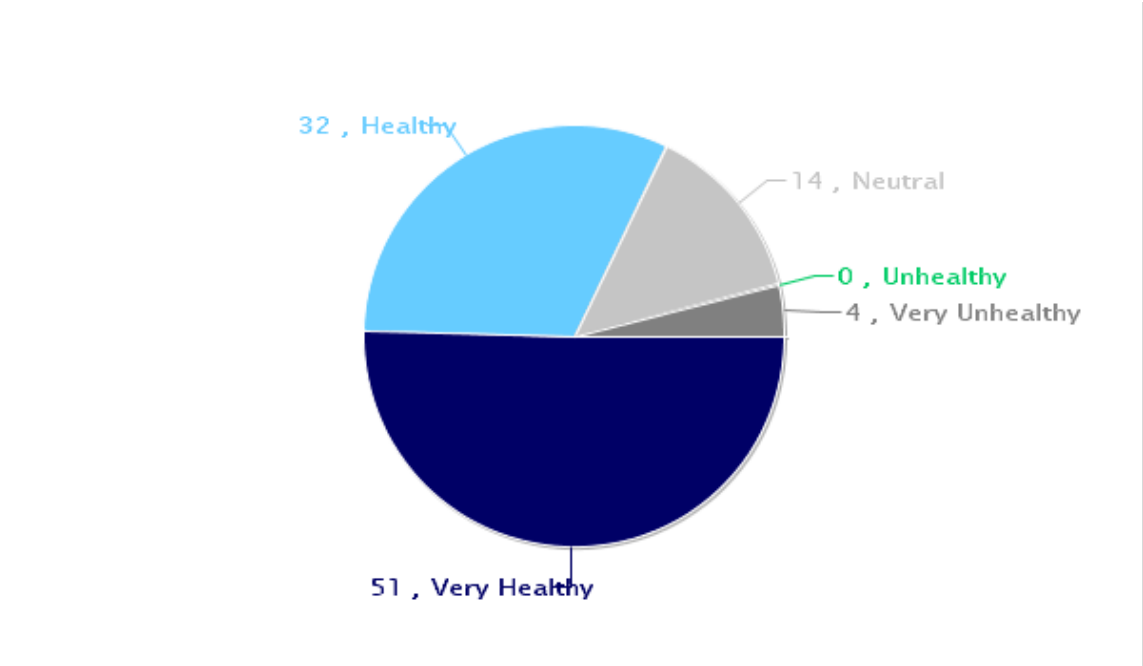
Parents' opinions about how much their child's school encourages or discourages walking and biking to/from school



Parents' opinions about how much fun walking and biking to/from school is for their child



Parents' opinions about how healthy walking and biking to/from school is for their child



Comments Section

SurveyID	Comment
1648864	My wife has to be at work at 7am. I have to be at work at 8am and I have to drop a toddler off at daycare. we are forced to use the bus so that we all get to school/work on time.
1648740	The bus doesn't come up to our road, and it would be nice if they did.
1648808	It stinks that your buses won't come up
1645746	I feel fortunate to live so close to the school- I also feel Fortuna is an overall "safe" city, I believe that a lot of families look out for each other.
1648811	Wanna make sure he makes it to school and on time.
1648809	Child also takes the school bus to school.
1645735	Myra is cool.
1648735	We live in Ferndale. Walking/Biking is not an option.
1648849	My child live to far and the road would not be safe.
1646007	We live in Rio Dell.
1648812	We live in Hydesville. It is not safe for him to ride his bike or walk that far.