

Student Travel Tally Report: One School in One Data Collection Period

School Name: McKinleyville Middle School

Set ID: 30223

School Group: McKinleyville Union School District

Month and Year Collected: October 2019

School Enrollment: 0

Date Report Generated: 01/22/2020

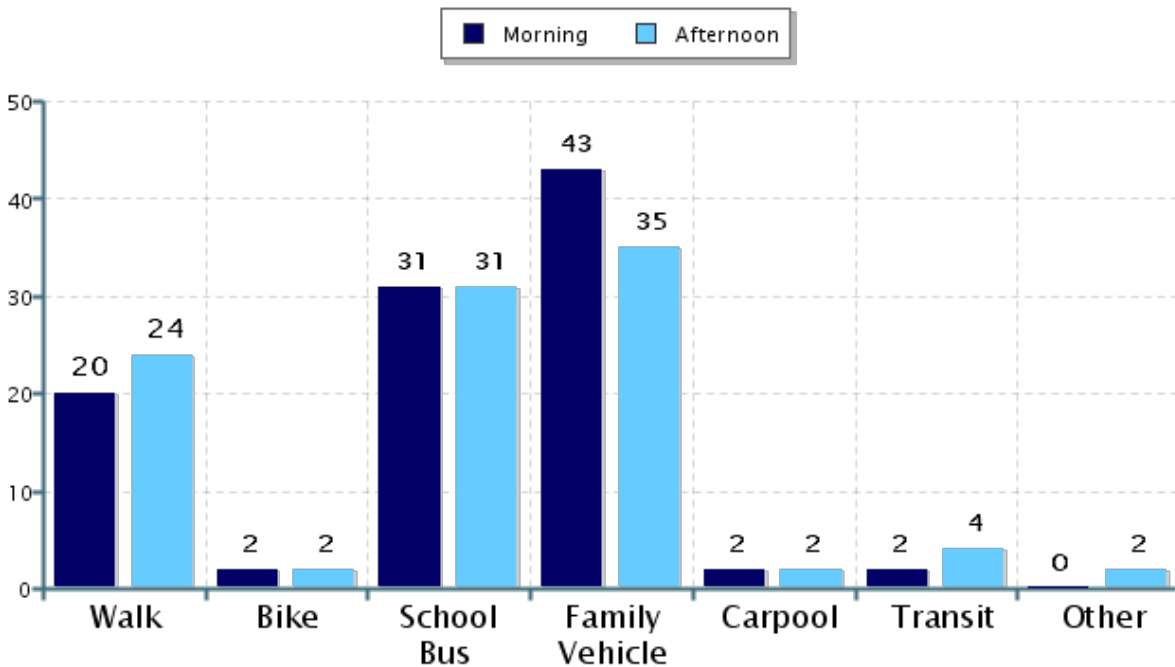
% of Students reached by SRTS activities:

Tags:

**Number of Classrooms
Included in Report:** 2

This report contains information from your school's classrooms about students' trip to and from school. The data used in this report were collected using the in-class Student Travel Tally questionnaire from the National Center for Safe Routes to School.

Morning and Afternoon Travel Mode Comparison



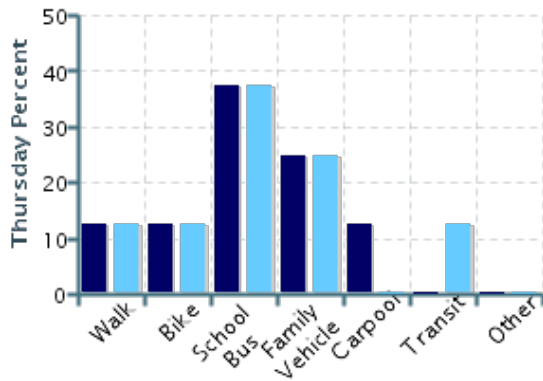
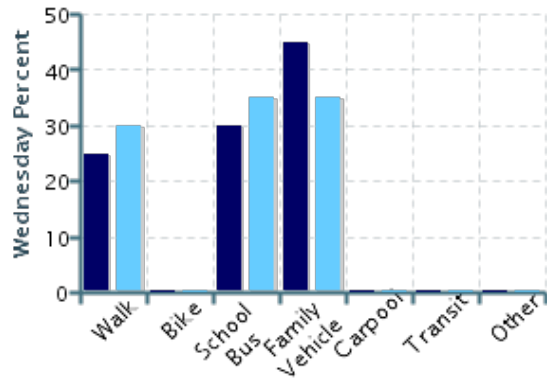
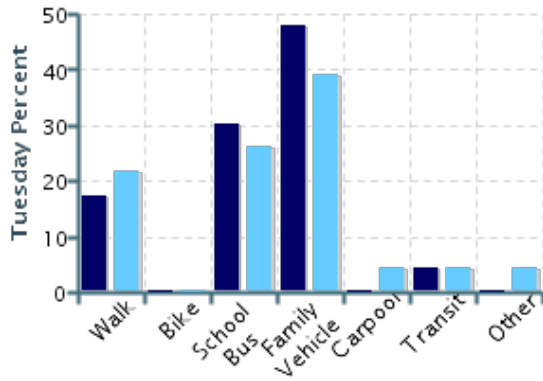
Morning and Afternoon Travel Mode Comparison

	Number of Trips	Walk	Bike	School Bus	Family Vehicle	Carpool	Transit	Other
Morning	51	20%	2%	31%	43%	2%	2%	0%
Afternoon	51	24%	2%	31%	35%	2%	4%	2%

Percentages may not total 100% due to rounding.

Morning and Afternoon Travel Mode Comparison by Day

■ Morning ■ Afternoon

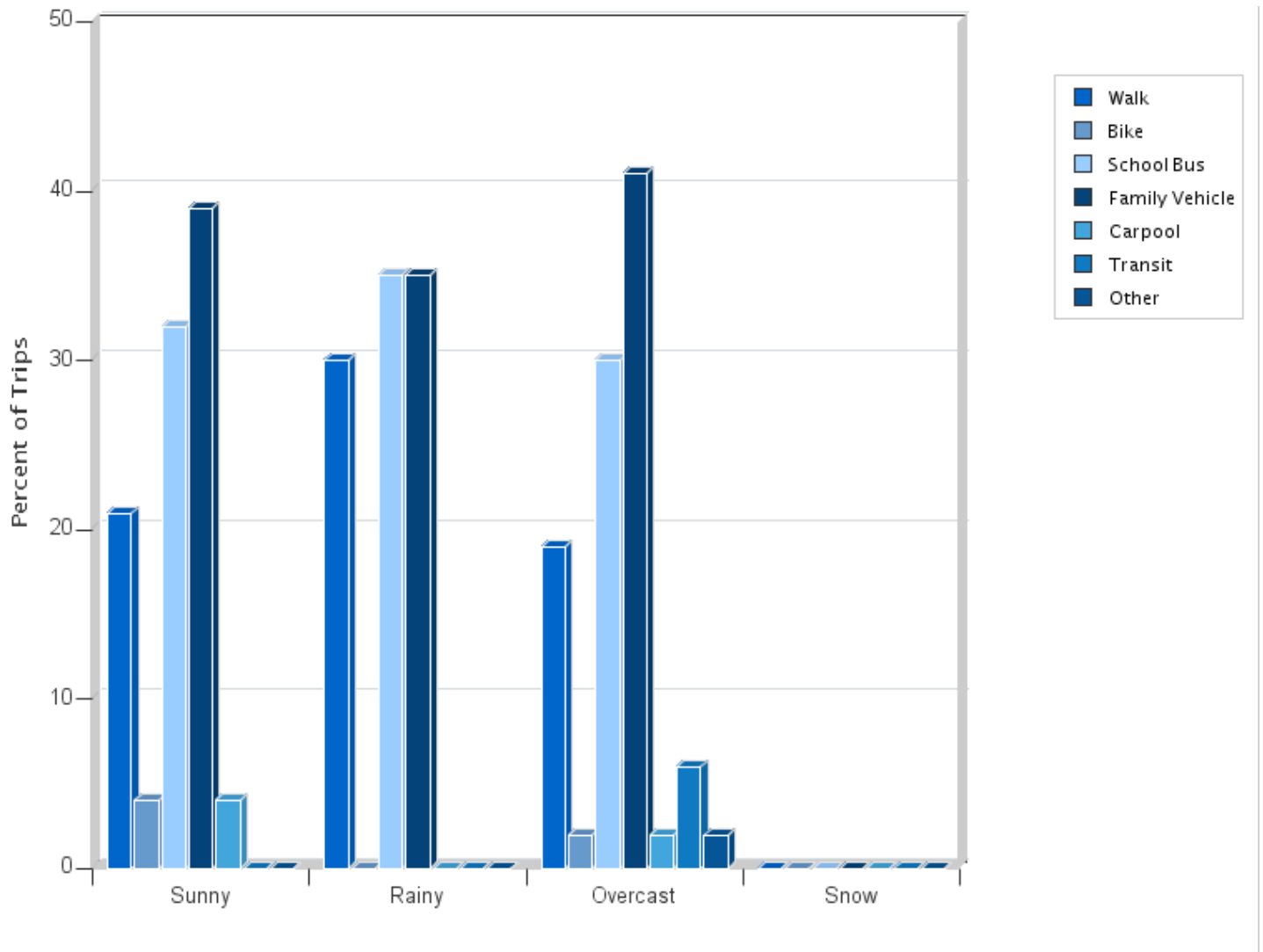


Morning and Afternoon Travel Mode Comparison by Day

	Number of Trips	Walk	Bike	School Bus	Family Vehicle	Carpool	Transit	Other
Tuesday AM	23	17%	0%	30%	48%	0%	4%	0%
Tuesday PM	23	22%	0%	26%	39%	4%	4%	4%
Wednesday AM	20	25%	0%	30%	45%	0%	0%	0%
Wednesday PM	20	30%	0%	35%	35%	0%	0%	0%
Thursday AM	8	13%	13%	38%	25%	13%	0%	0%
Thursday PM	8	13%	13%	38%	25%	0%	13%	0%

Percentages may not total 100% due to rounding.

Travel Mode by Weather Conditions



Travel Mode by Weather Condition

Weather Condition	Number of Trips	Walk	Bike	School Bus	Family Vehicle	Carpool	Transit	Other
Sunny	28	21%	4%	32%	39%	4%	0%	0%
Rainy	20	30%	0%	35%	35%	0%	0%	0%
Overcast	54	19%	2%	30%	41%	2%	6%	2%
Snow	0	0%	0%	0%	0%	0%	0%	0%

Percentages may not total 100% due to rounding.