

Student Travel Tally Report: One School in One Data Collection Period

School Name: McKinleyville Middle School

Set ID: 28152

School Group: McKinleyville Union School District

Month and Year Collected: October 2018

School Enrollment: 0

Date Report Generated: 02/06/2019

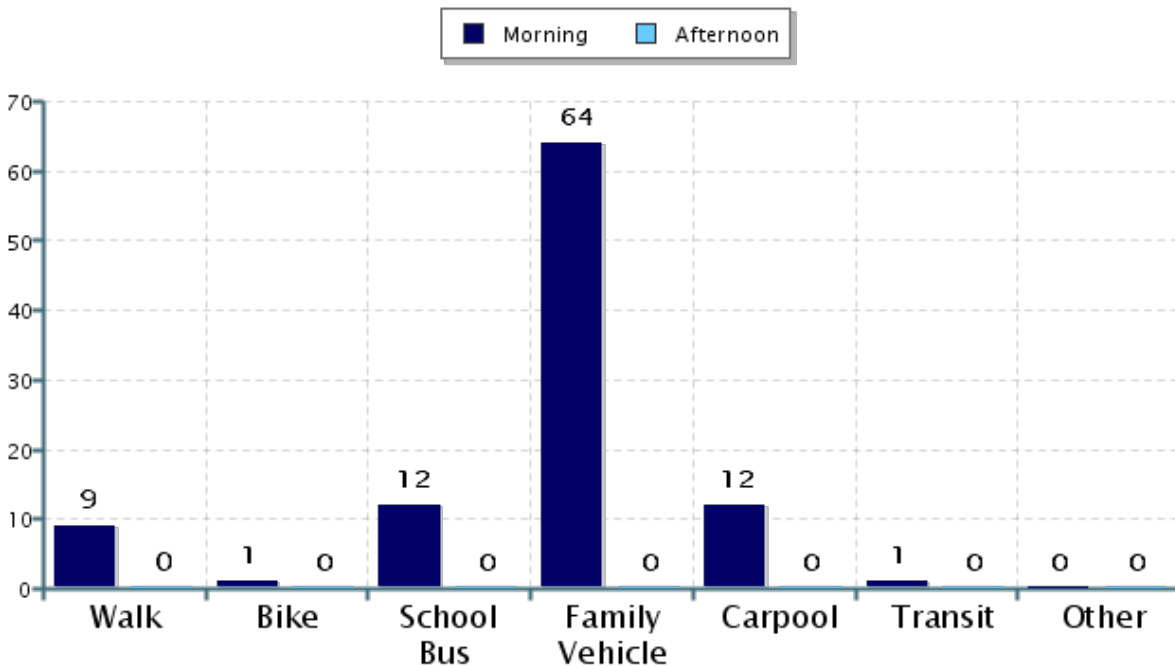
% of Students reached by SRTS activities:

Tags:

**Number of Classrooms
Included in Report:** 3

This report contains information from your school's classrooms about students' trip to and from school. The data used in this report were collected using the in-class Student Travel Tally questionnaire from the National Center for Safe Routes to School.

Morning and Afternoon Travel Mode Comparison



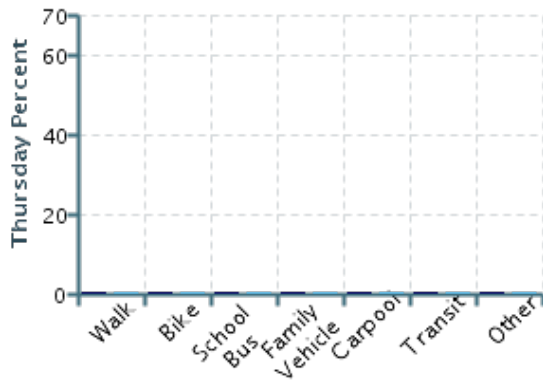
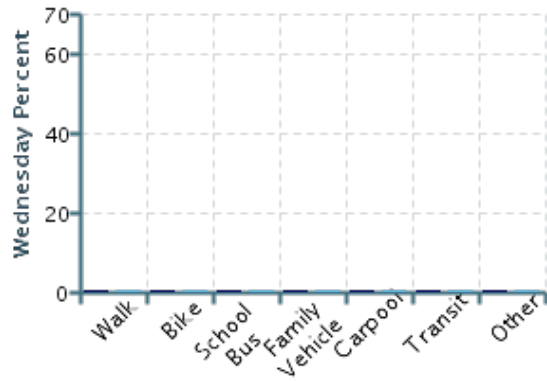
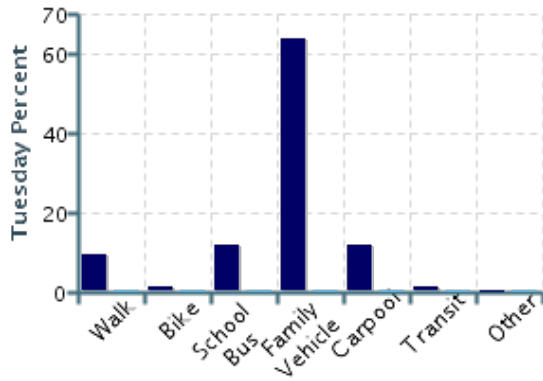
Morning and Afternoon Travel Mode Comparison

	Number of Trips	Walk	Bike	School Bus	Family Vehicle	Carpool	Transit	Other
Morning	75	9%	1%	12%	64%	12%	1%	0%
Afternoon	0	0%	0%	0%	0%	0%	0%	0%

Percentages may not total 100% due to rounding.

Morning and Afternoon Travel Mode Comparison by Day

■ Morning ■ Afternoon

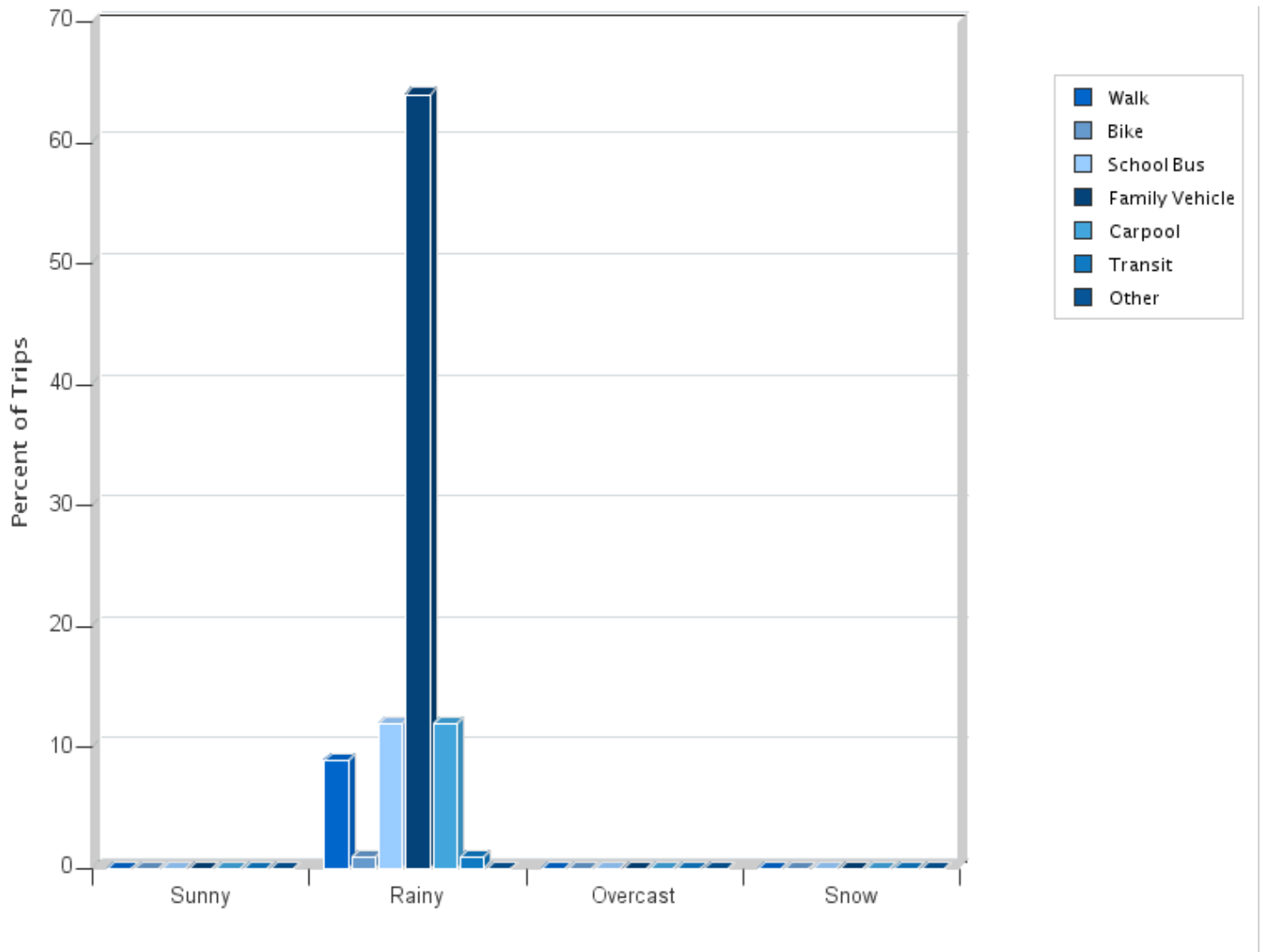


Morning and Afternoon Travel Mode Comparison by Day

	Number of Trips	Walk	Bike	School Bus	Family Vehicle	Carpool	Transit	Other
Tuesday AM	75	9%	1%	12%	64%	12%	1%	0%
Tuesday PM		0%	0%	0%	0%	0%	0%	0%
Wednesday AM		0%	0%	0%	0%	0%	0%	0%
Wednesday PM		0%	0%	0%	0%	0%	0%	0%
Thursday AM		0%	0%	0%	0%	0%	0%	0%
Thursday PM		0%	0%	0%	0%	0%	0%	0%

Percentages may not total 100% due to rounding.

Travel Mode by Weather Conditions



Travel Mode by Weather Condition

Weather Condition	Number of Trips	Walk	Bike	School Bus	Family Vehicle	Carpool	Transit	Other
Sunny	0	0%	0%	0%	0%	0%	0%	0%
Rainy	75	9%	1%	12%	64%	12%	1%	0%
Overcast	0	0%	0%	0%	0%	0%	0%	0%
Snow	0	0%	0%	0%	0%	0%	0%	0%

Percentages may not total 100% due to rounding.