

Student Travel Tally Report: One School in One Data Collection Period

School Name: Fortuna Middle School

Set ID: 26129

School Group: Fortuna Union School District

Month and Year Collected: April 2018

School Enrollment: 0

Date Report Generated: 06/08/2018

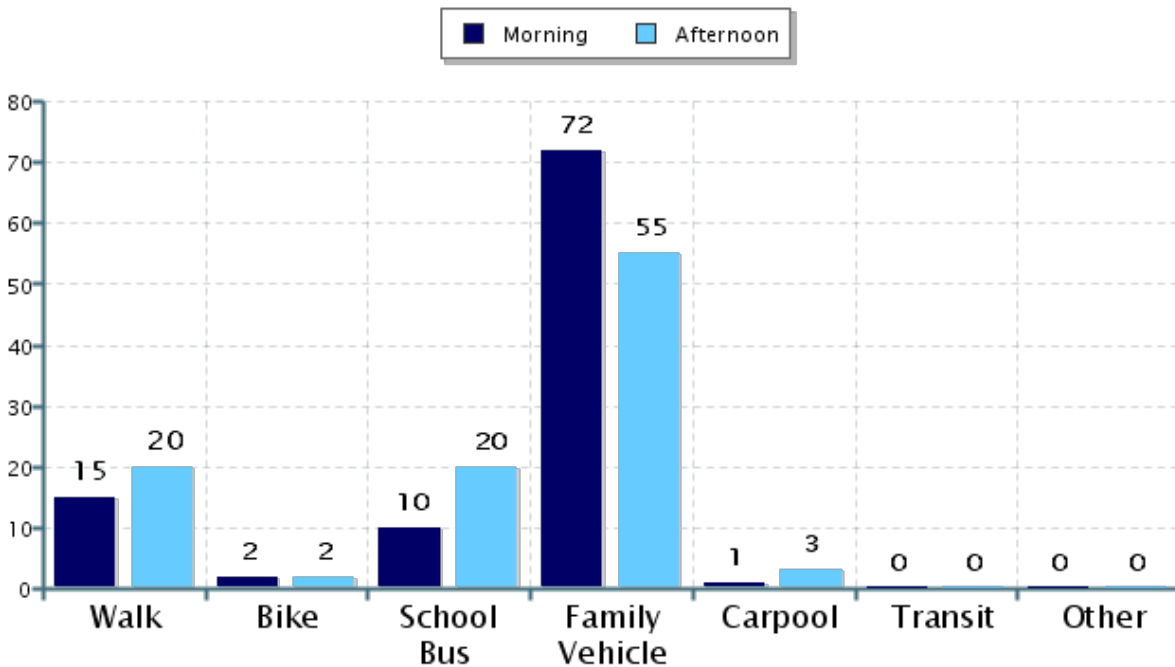
% of Students reached by SRTS activities:

Tags:

**Number of Classrooms
Included in Report:** 3

This report contains information from your school's classrooms about students' trip to and from school. The data used in this report were collected using the in-class Student Travel Tally questionnaire from the National Center for Safe Routes to School.

Morning and Afternoon Travel Mode Comparison



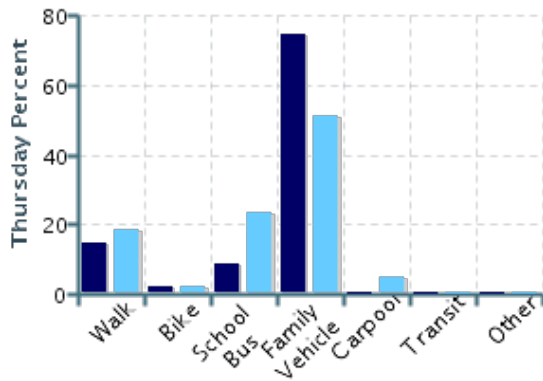
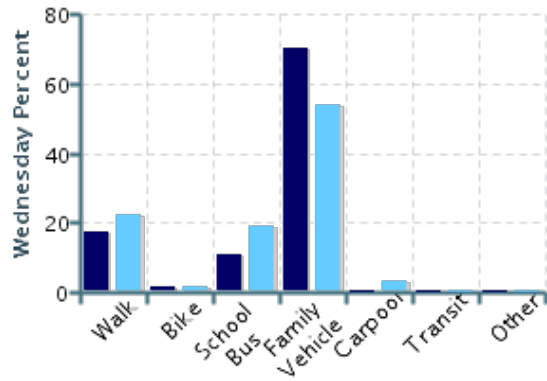
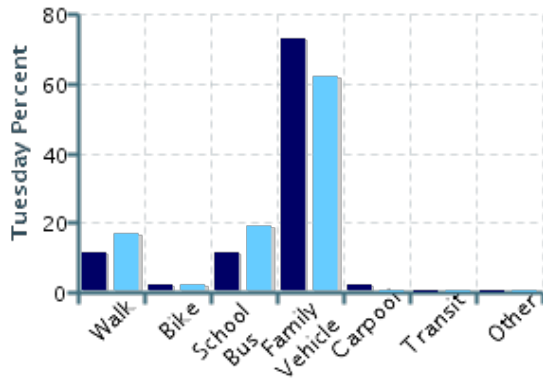
Morning and Afternoon Travel Mode Comparison

	Number of Trips	Walk	Bike	School Bus	Family Vehicle	Carpool	Transit	Other
Morning	155	15%	2%	10%	72%	0.6%	0%	0%
Afternoon	148	20%	2%	20%	55%	3%	0%	0%

Percentages may not total 100% due to rounding.

Morning and Afternoon Travel Mode Comparison by Day

■ Morning ■ Afternoon

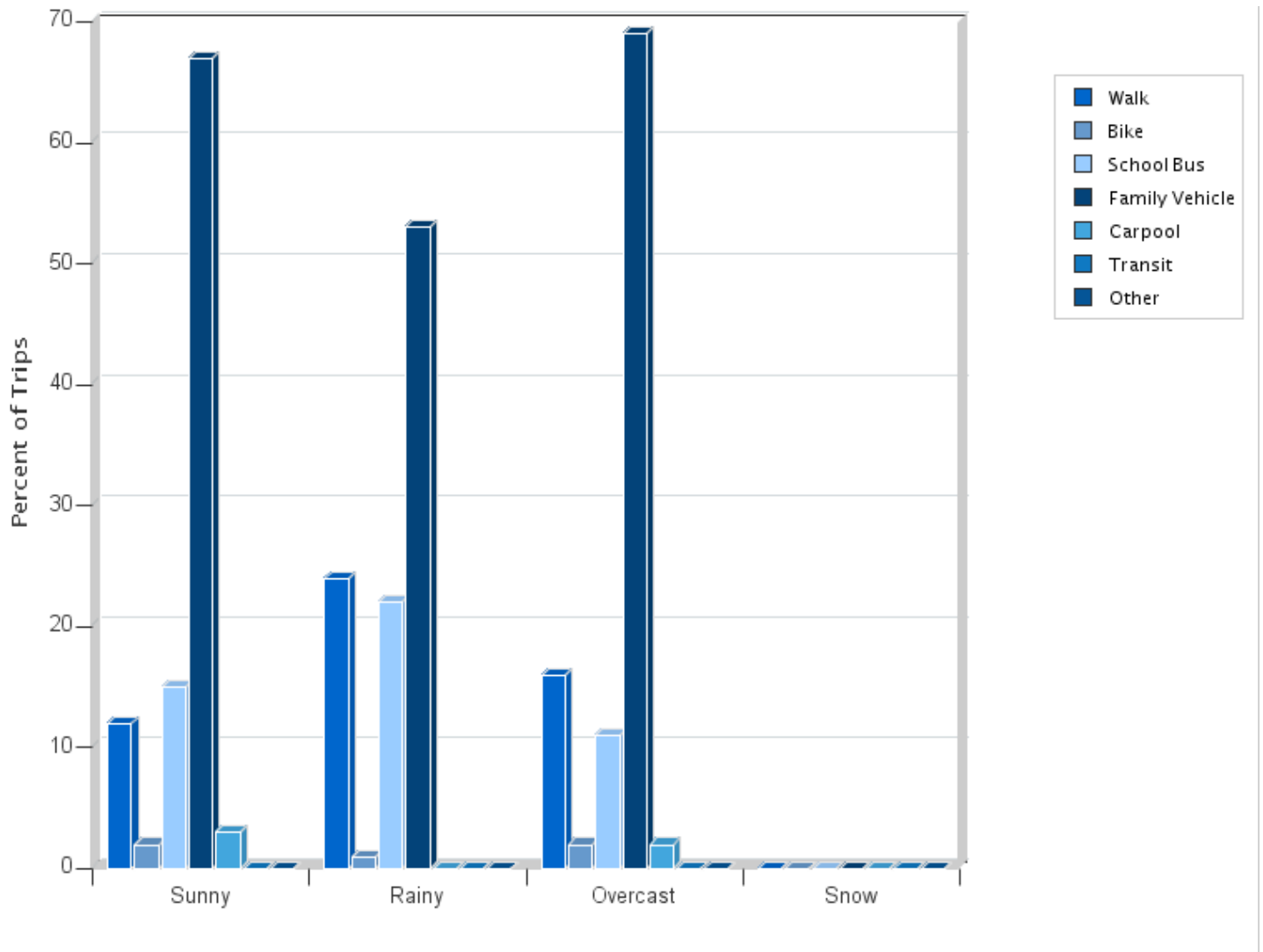


Morning and Afternoon Travel Mode Comparison by Day

	Number of Trips	Walk	Bike	School Bus	Family Vehicle	Carpool	Transit	Other
Tuesday AM	44	11%	2%	11%	73%	2%	0%	0%
Tuesday PM	42	17%	2%	19%	62%	0%	0%	0%
Wednesday AM	64	17%	2%	11%	70%	0%	0%	0%
Wednesday PM	63	22%	2%	19%	54%	3%	0%	0%
Thursday AM	47	15%	2%	9%	74%	0%	0%	0%
Thursday PM	43	19%	2%	23%	51%	5%	0%	0%

Percentages may not total 100% due to rounding.

Travel Mode by Weather Conditions



Travel Mode by Weather Condition

Weather Condition	Number of Trips	Walk	Bike	School Bus	Family Vehicle	Carpool	Transit	Other
Sunny	86	12%	2%	15%	67%	3%	0%	0%
Rainy	88	24%	1%	22%	53%	0%	0%	0%
Overcast	129	16%	2%	11%	69%	2%	0%	0%
Snow	0	0%	0%	0%	0%	0%	0%	0%

Percentages may not total 100% due to rounding.