

# Student Travel Tally Report: One School in One Data Collection Period

**School Name:** Fortuna Middle School

**Set ID:** 29364

**School Group:** Fortuna Union School District

**Month and Year Collected:** May 2019

**School Enrollment:** 0

**Date Report Generated:** 07/15/2019

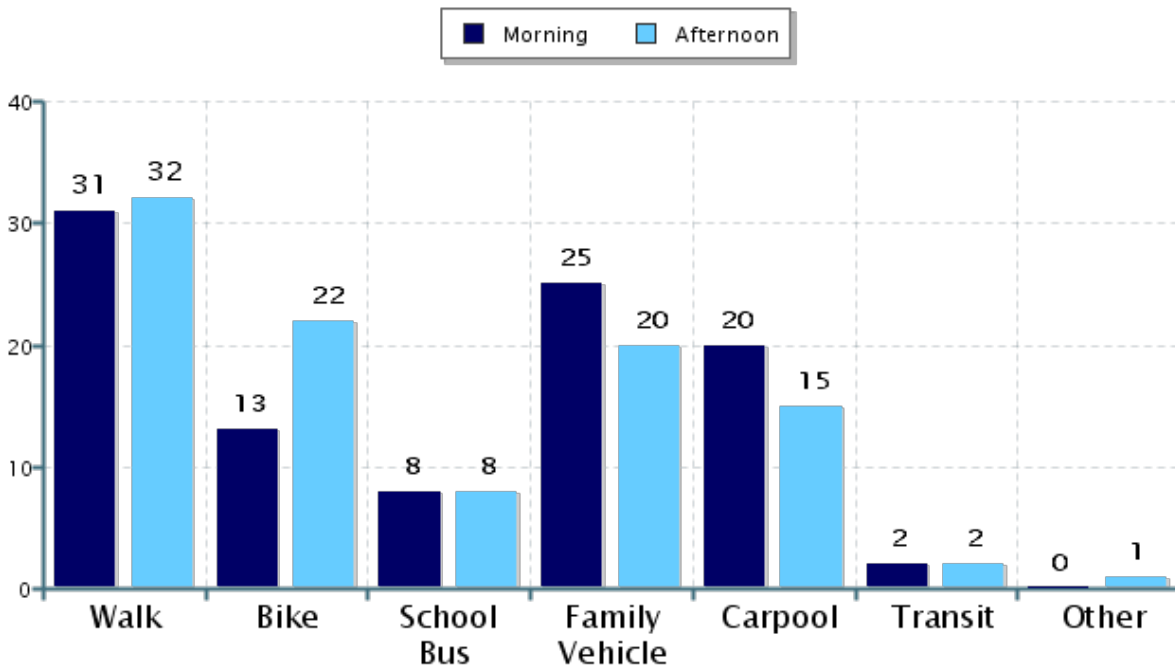
**% of Students reached by SRTS activities:**

**Tags:**

**Number of Classrooms  
Included in Report:** 5

This report contains information from your school's classrooms about students' trip to and from school. The data used in this report were collected using the in-class Student Travel Tally questionnaire from the National Center for Safe Routes to School.

## Morning and Afternoon Travel Mode Comparison



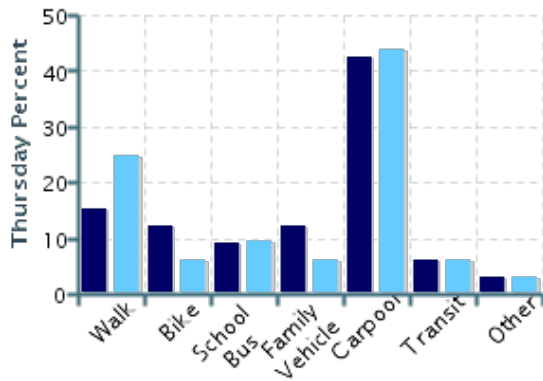
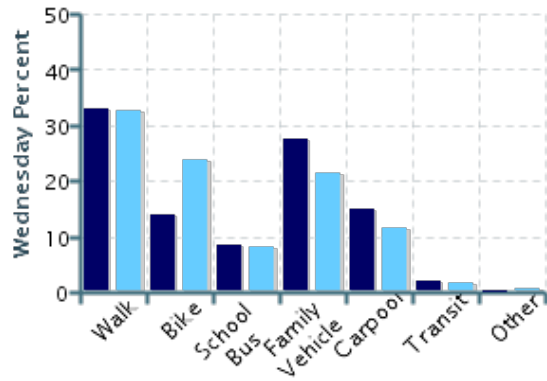
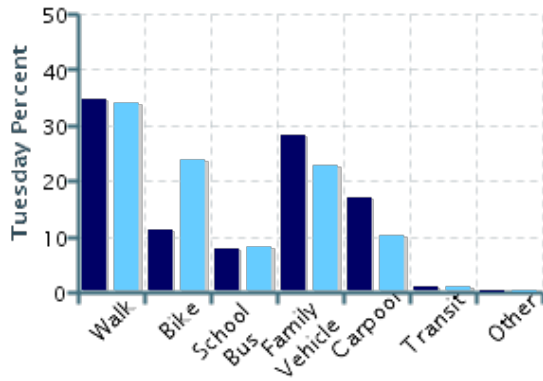
## Morning and Afternoon Travel Mode Comparison

	Number of Trips	Walk	Bike	School Bus	Family Vehicle	Carpool	Transit	Other
Morning	216	31%	13%	8%	25%	20%	2%	0.5%
Afternoon	263	32%	22%	8%	20%	15%	2%	0.8%

Percentages may not total 100% due to rounding.

## Morning and Afternoon Travel Mode Comparison by Day

■ Morning      ■ Afternoon

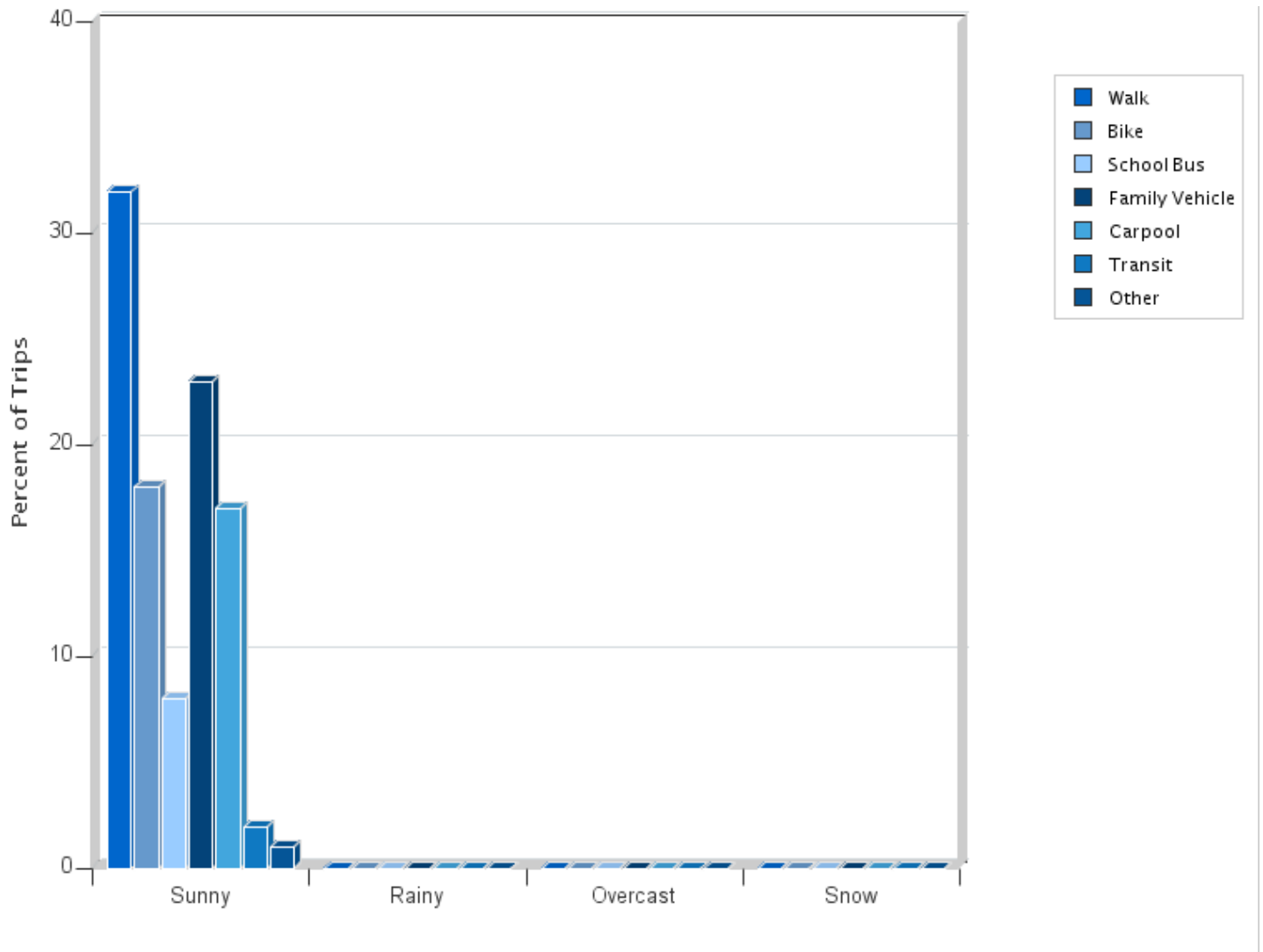


## Morning and Afternoon Travel Mode Comparison by Day

	Number of Trips	Walk	Bike	School Bus	Family Vehicle	Carpool	Transit	Other
Tuesday AM	89	35%	11%	8%	28%	17%	1%	0%
Tuesday PM	109	34%	24%	8%	23%	10%	0.9%	0%
Wednesday AM	94	33%	14%	9%	28%	15%	2%	0%
Wednesday PM	122	33%	24%	8%	21%	11%	2%	0.8%
Thursday AM	33	15%	12%	9%	12%	42%	6%	3%
Thursday PM	32	25%	6%	9%	6%	44%	6%	3%

Percentages may not total 100% due to rounding.

## Travel Mode by Weather Conditions



## Travel Mode by Weather Condition

Weather Condition	Number of Trips	Walk	Bike	School Bus	Family Vehicle	Carpool	Transit	Other
Sunny	479	32%	18%	8%	23%	17%	2%	0.6%
Rainy	0	0%	0%	0%	0%	0%	0%	0%
Overcast	0	0%	0%	0%	0%	0%	0%	0%
Snow	0	0%	0%	0%	0%	0%	0%	0%

Percentages may not total 100% due to rounding.