

Student Travel Tally Report: One School in One Data Collection Period

School Name: Fortuna Middle School

Set ID: 30222

School Group: Fortuna Union School District

Month and Year Collected: October 2019

School Enrollment: 0

Date Report Generated: 01/22/2020

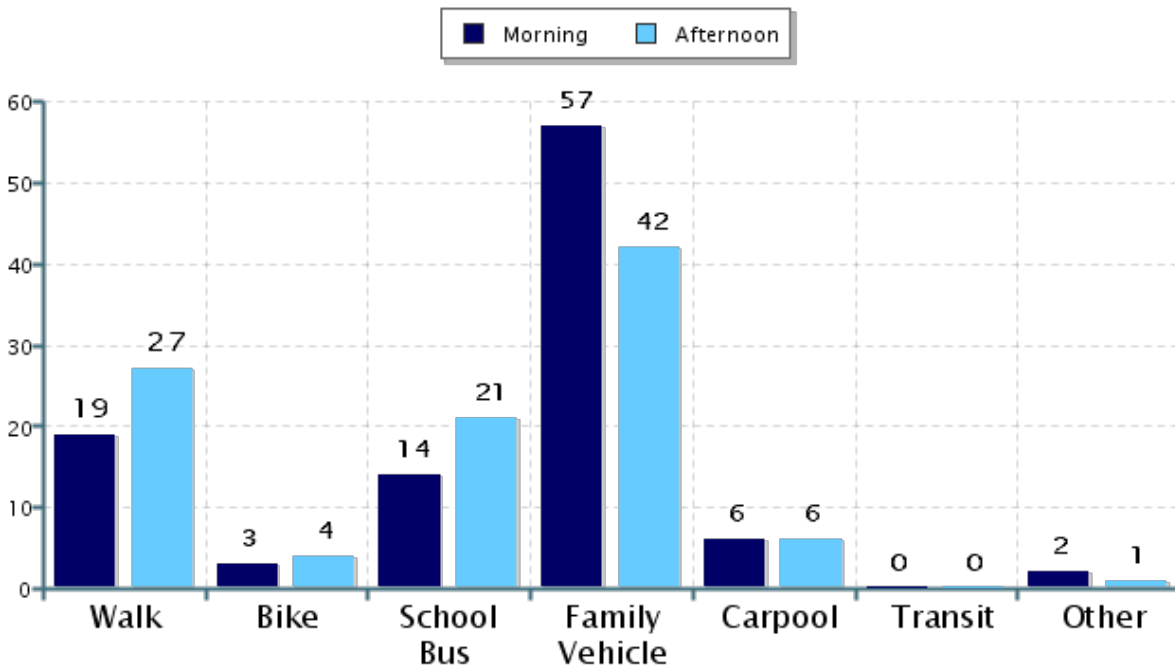
% of Students reached by SRTS activities:

Tags:

**Number of Classrooms
Included in Report:** 6

This report contains information from your school's classrooms about students' trip to and from school. The data used in this report were collected using the in-class Student Travel Tally questionnaire from the National Center for Safe Routes to School.

Morning and Afternoon Travel Mode Comparison



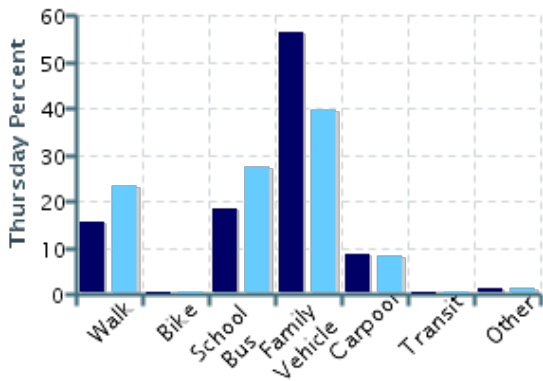
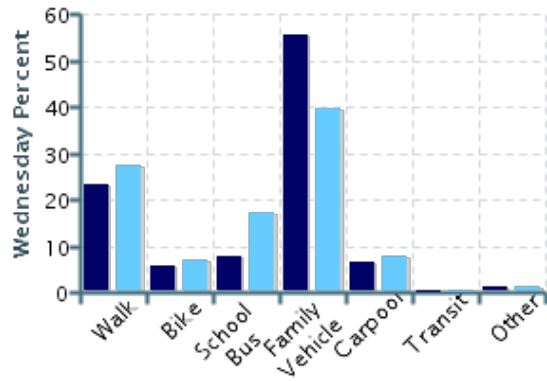
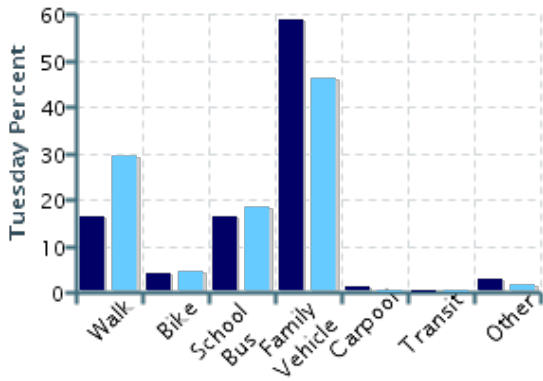
Morning and Afternoon Travel Mode Comparison

	Number of Trips	Walk	Bike	School Bus	Family Vehicle	Carpool	Transit	Other
Morning	234	19%	3%	14%	57%	6%	0%	2%
Afternoon	226	27%	4%	21%	42%	6%	0%	1%

Percentages may not total 100% due to rounding.

Morning and Afternoon Travel Mode Comparison by Day

■ Morning ■ Afternoon

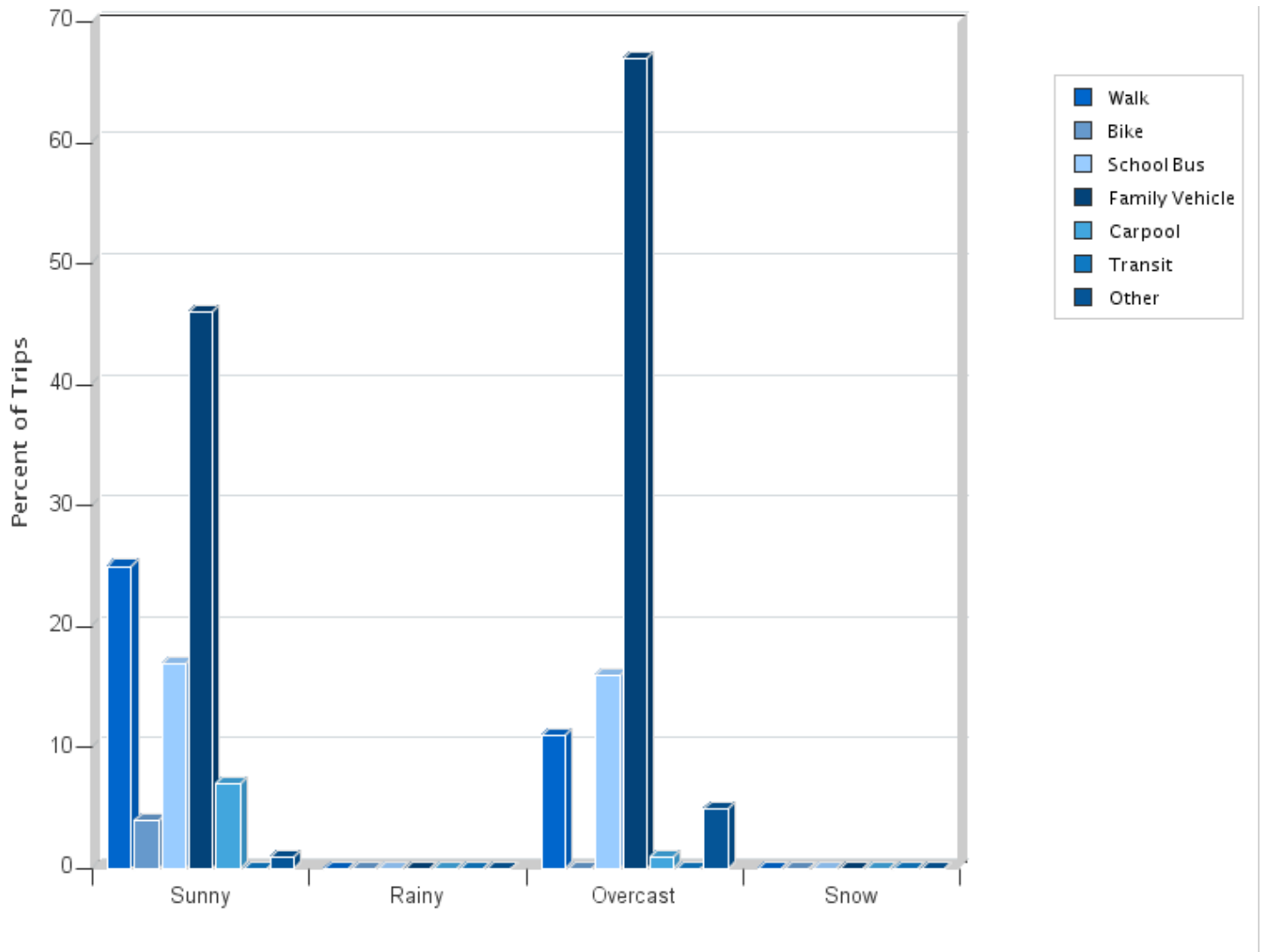


Morning and Afternoon Travel Mode Comparison by Day

	Number of Trips	Walk	Bike	School Bus	Family Vehicle	Carpool	Transit	Other
Tuesday AM	73	16%	4%	16%	59%	1%	0%	3%
Tuesday PM	65	29%	5%	18%	46%	0%	0%	2%
Wednesday AM	90	23%	6%	8%	56%	7%	0%	1%
Wednesday PM	88	27%	7%	17%	40%	8%	0%	1%
Thursday AM	71	15%	0%	18%	56%	8%	0%	1%
Thursday PM	73	23%	0%	27%	40%	8%	0%	1%

Percentages may not total 100% due to rounding.

Travel Mode by Weather Conditions



Travel Mode by Weather Condition

Weather Condition	Number of Trips	Walk	Bike	School Bus	Family Vehicle	Carpool	Transit	Other
Sunny	384	25%	4%	17%	46%	7%	0%	0.8%
Rainy	0	0%	0%	0%	0%	0%	0%	0%
Overcast	76	11%	0%	16%	67%	1%	0%	5%
Snow	0	0%	0%	0%	0%	0%	0%	0%

Percentages may not total 100% due to rounding.