

Student Travel Tally Report: One School in One Data Collection Period

School Name: Fortuna Middle School

Set ID: 27267

School Group: Fortuna Union School District

Month and Year Collected: September 2018

School Enrollment: 0

Date Report Generated: 01/24/2019

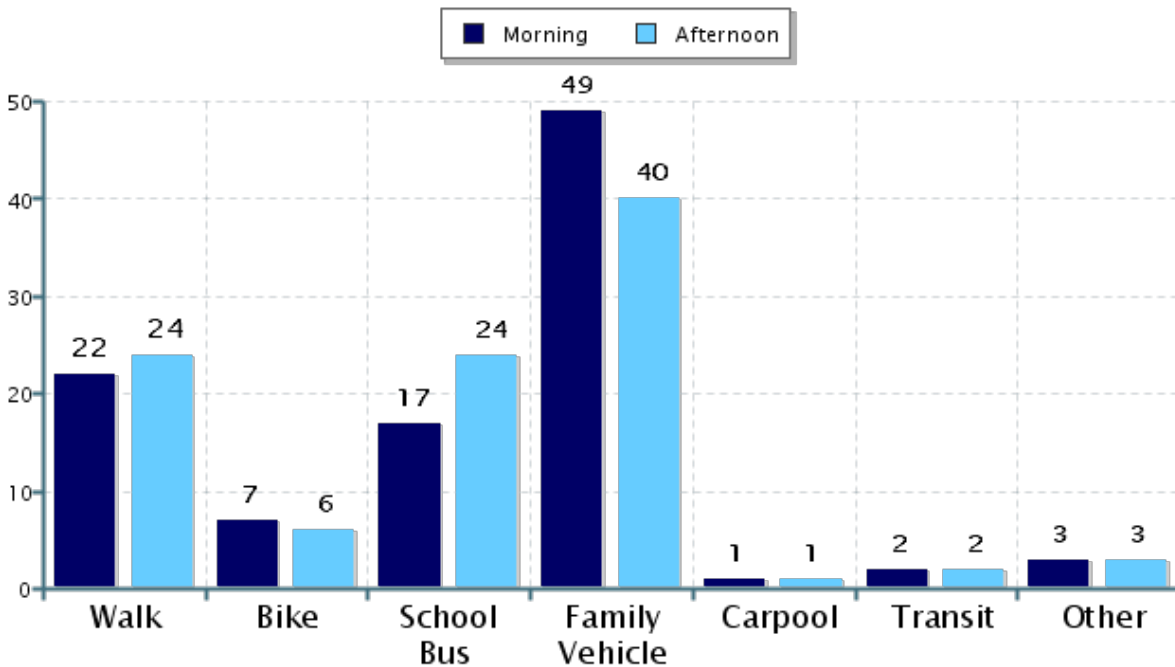
% of Students reached by SRTS activities:

Tags:

**Number of Classrooms
Included in Report:** 9

This report contains information from your school's classrooms about students' trip to and from school. The data used in this report were collected using the in-class Student Travel Tally questionnaire from the National Center for Safe Routes to School.

Morning and Afternoon Travel Mode Comparison



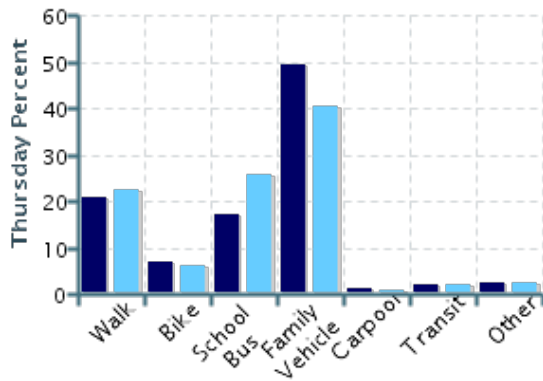
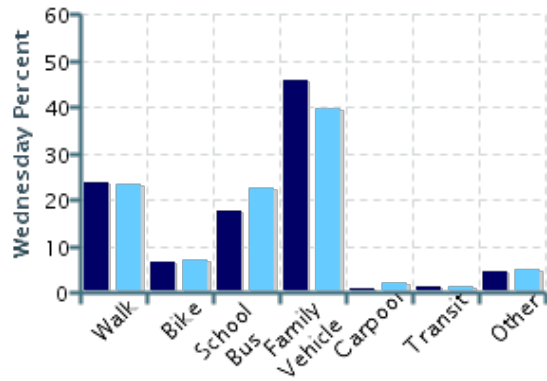
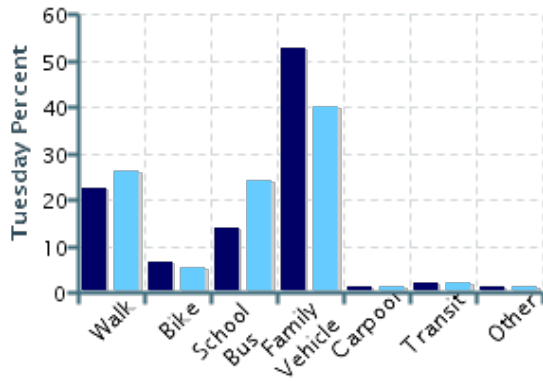
Morning and Afternoon Travel Mode Comparison

	Number of Trips	Walk	Bike	School Bus	Family Vehicle	Carpool	Transit	Other
Morning	404	22%	7%	17%	49%	1.0%	2%	3%
Afternoon	401	24%	6%	24%	40%	1%	2%	3%

Percentages may not total 100% due to rounding.

Morning and Afternoon Travel Mode Comparison by Day

■ Morning ■ Afternoon

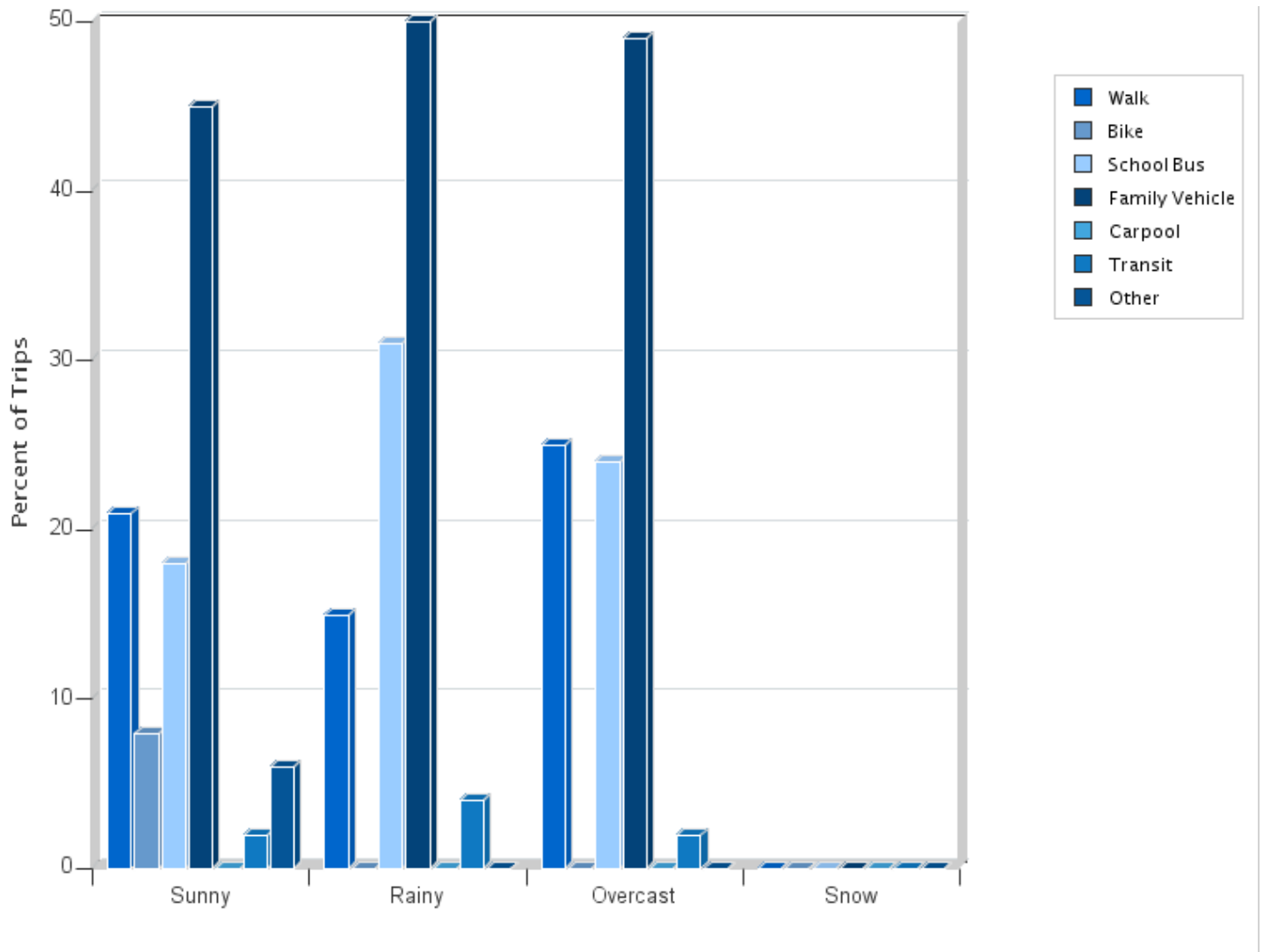


Morning and Afternoon Travel Mode Comparison by Day

	Number of Trips	Walk	Bike	School Bus	Family Vehicle	Carpool	Transit	Other
Tuesday AM	93	23%	6%	14%	53%	1%	2%	1%
Tuesday PM	95	26%	5%	24%	40%	1%	2%	1%
Wednesday AM	153	24%	7%	18%	46%	0.7%	1%	5%
Wednesday PM	147	23%	7%	22%	39%	2%	1%	5%
Thursday AM	158	21%	7%	17%	49%	1%	2%	3%
Thursday PM	159	23%	6%	26%	40%	0.6%	2%	3%

Percentages may not total 100% due to rounding.

Travel Mode by Weather Conditions



Travel Mode by Weather Condition

Weather Condition	Number of Trips	Walk	Bike	School Bus	Family Vehicle	Carpool	Transit	Other
Sunny	428	21%	8%	18%	45%	0.2%	2%	6%
Rainy	48	15%	0%	31%	50%	0%	4%	0%
Overcast	233	25%	0.4%	24%	49%	0.4%	2%	0%
Snow	0	0%	0%	0%	0%	0%	0%	0%

Percentages may not total 100% due to rounding.