

# Parent Survey Report: One School in One Data Collection Period

**School Name:** Dow's Prairie School

**Set ID:** 17264

**School Group:** McKinleyville Union School District

**Month and Year Collected:** October 2017

**School Enrollment:** 0

**Date Report Generated:** 02/08/2018

**% Range of Students Involved in SRTS:** Don't Know

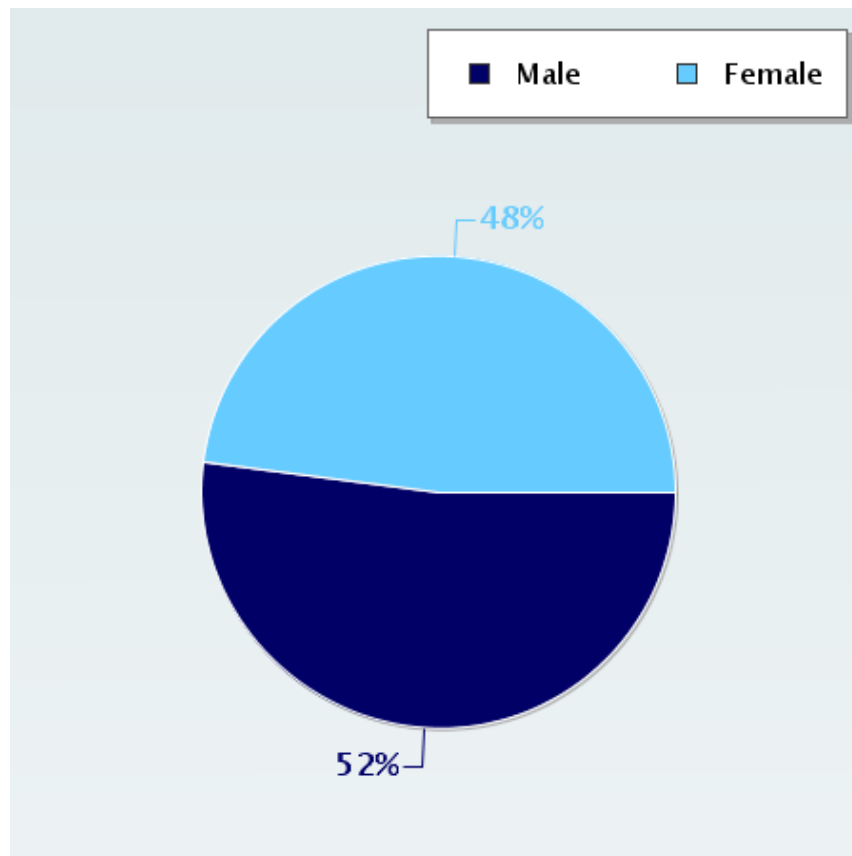
**Tags:**

**Number of Questionnaires Distributed:** 0

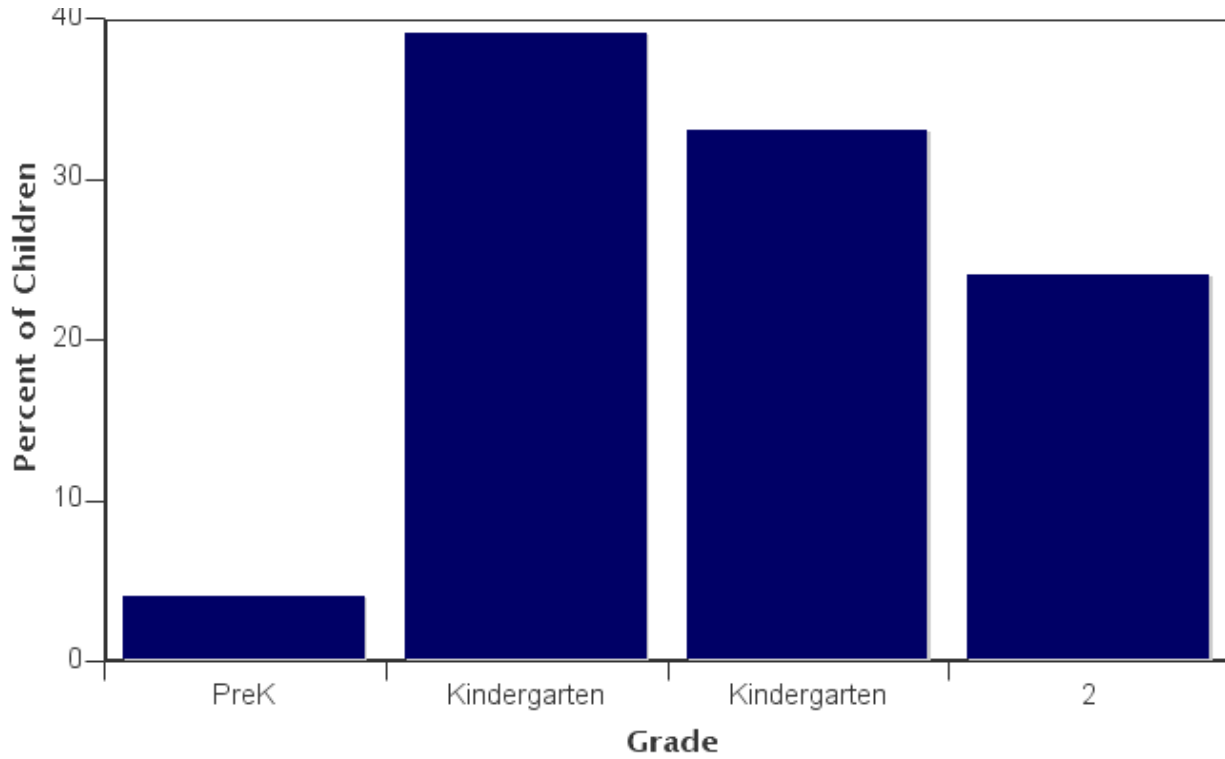
**Number of Questionnaires Analyzed for Report:** 150

This report contains information from parents about their children's trip to and from school. The report also reflects parents' perceptions regarding whether walking and bicycling to school is appropriate for their child. The data used in this report were collected using the Survey about Walking and Biking to School for Parents form from the National Center for Safe Routes to School.

Sex of children for parents that provided information



Grade levels of children represented in survey



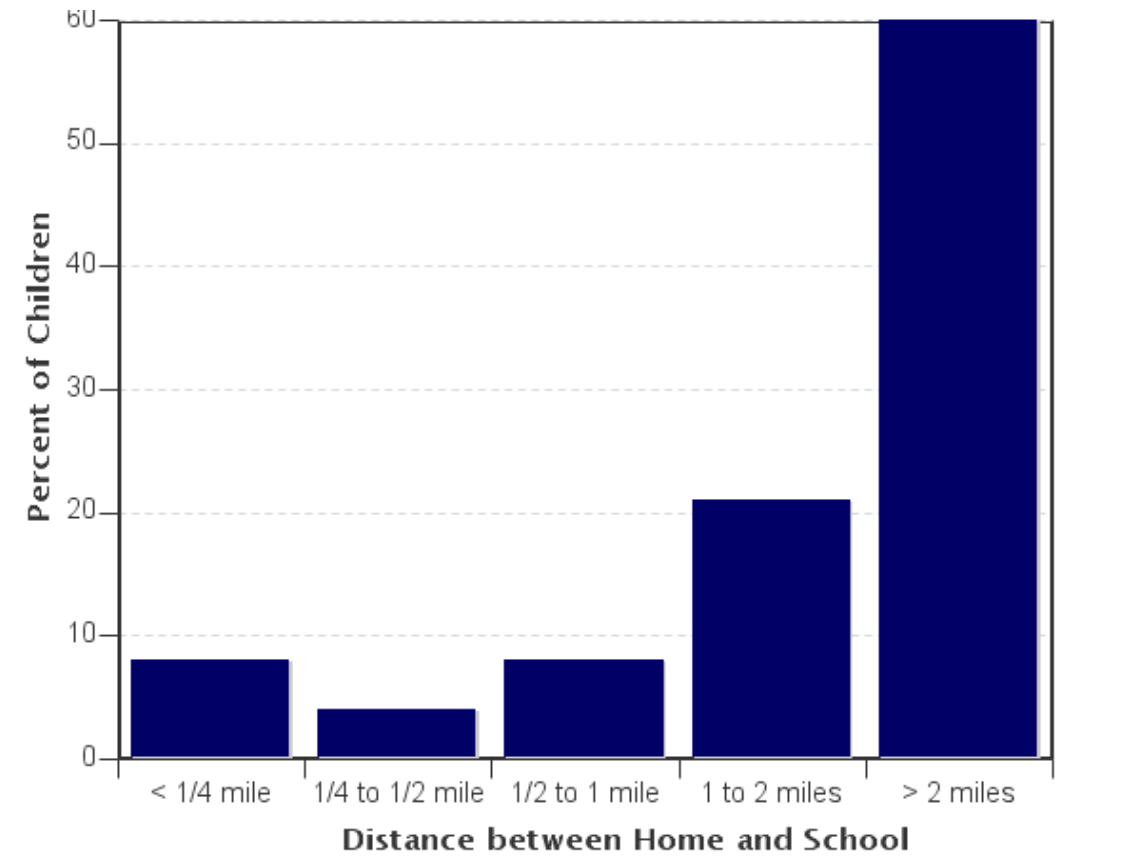
Grade levels of children represented in survey

Grade in School	Responses per grade	
	Number	Percent
PreK	6	4%
Kindergarten	59	39%
1	49	33%
2	36	24%

No response: 0

Percentages may not total 100% due to rounding.

Parent estimate of distance from child's home to school

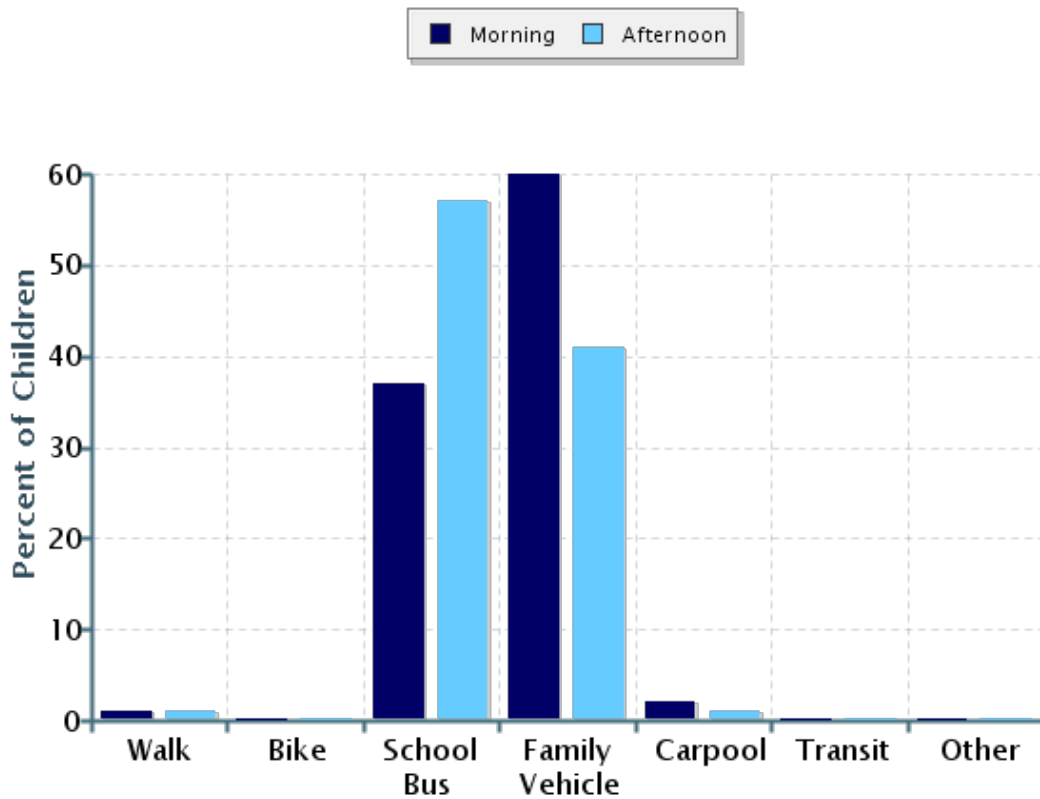


Parent estimate of distance from child's home to school

Distance between home and school	Number of children	Percent
Less than 1/4 mile	11	8%
1/4 mile up to 1/2 mile	6	4%
1/2 mile up to 1 mile	11	8%
1 mile up to 2 miles	29	21%
More than 2 miles	84	60%

Don't know or No response: 9  
 Percentages may not total 100% due to rounding.

### Typical mode of arrival at and departure from school



### Typical mode of arrival at and departure from school

Time of Trip	Number of Trips	Walk	Bike	School Bus	Family Vehicle	Carpool	Transit	Other
Morning	149	0.7%	0%	37%	60%	2%	0%	0%
Afternoon	147	0.7%	0%	57%	41%	1%	0%	0%

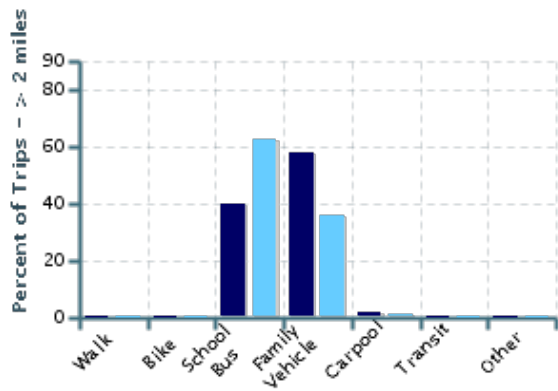
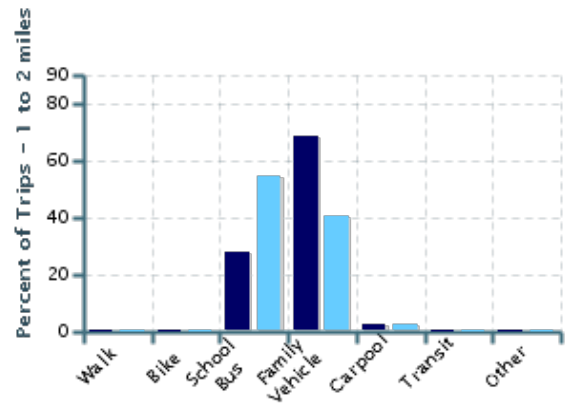
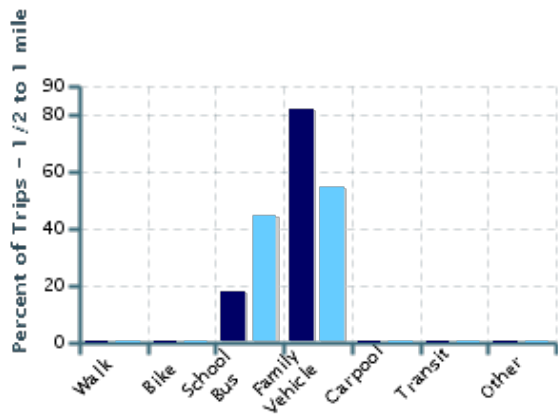
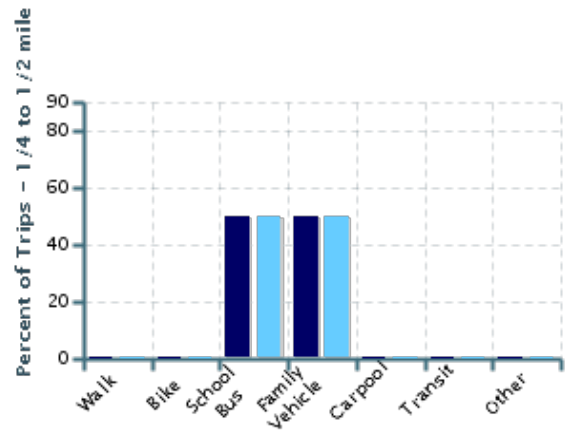
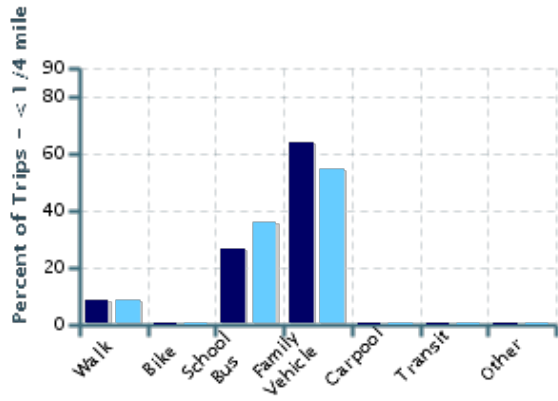
No Response Morning: 1

No Response Afternoon: 3

Percentages may not total 100% due to rounding.

# Typical mode of school arrival and departure by distance child lives from school

■ Morning      ■ Afternoon



## Typical mode of school arrival and departure by distance child lives from school

### School Arrival

Distance	Number within Distance	Walk	Bike	School Bus	Family Vehicle	Carpool	Transit	Other
Less than 1/4 mile	11	9%	0%	27%	64%	0%	0%	0%
1/4 mile up to 1/2 mile	6	0%	0%	50%	50%	0%	0%	0%
1/2 mile up to 1 mile	11	0%	0%	18%	82%	0%	0%	0%
1 mile up to 2 miles	29	0%	0%	28%	69%	3%	0%	0%
More than 2 miles	83	0%	0%	40%	58%	2%	0%	0%

Don't know or No response: 10

Percentages may not total 100% due to rounding.

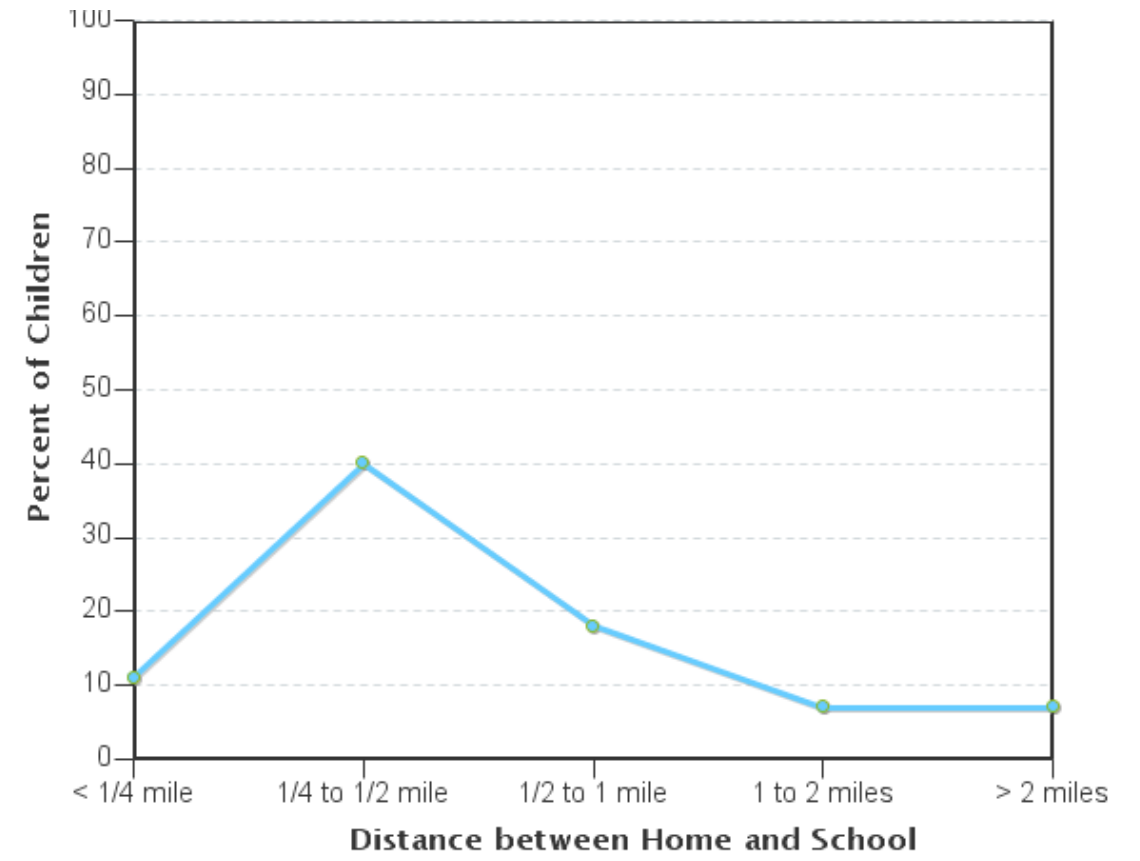
### School Departure

Distance	Number within Distance	Walk	Bike	School Bus	Family Vehicle	Carpool	Transit	Other
Less than 1/4 mile	11	9%	0%	36%	55%	0%	0%	0%
1/4 mile up to 1/2 mile	6	0%	0%	50%	50%	0%	0%	0%
1/2 mile up to 1 mile	11	0%	0%	45%	55%	0%	0%	0%
1 mile up to 2 miles	29	0%	0%	55%	41%	3%	0%	0%
More than 2 miles	84	0%	0%	63%	36%	1%	0%	0%

Don't know or No response: 9

Percentages may not total 100% due to rounding.

Percent of children who have asked for permission to walk or bike to/from school by distance they live from school

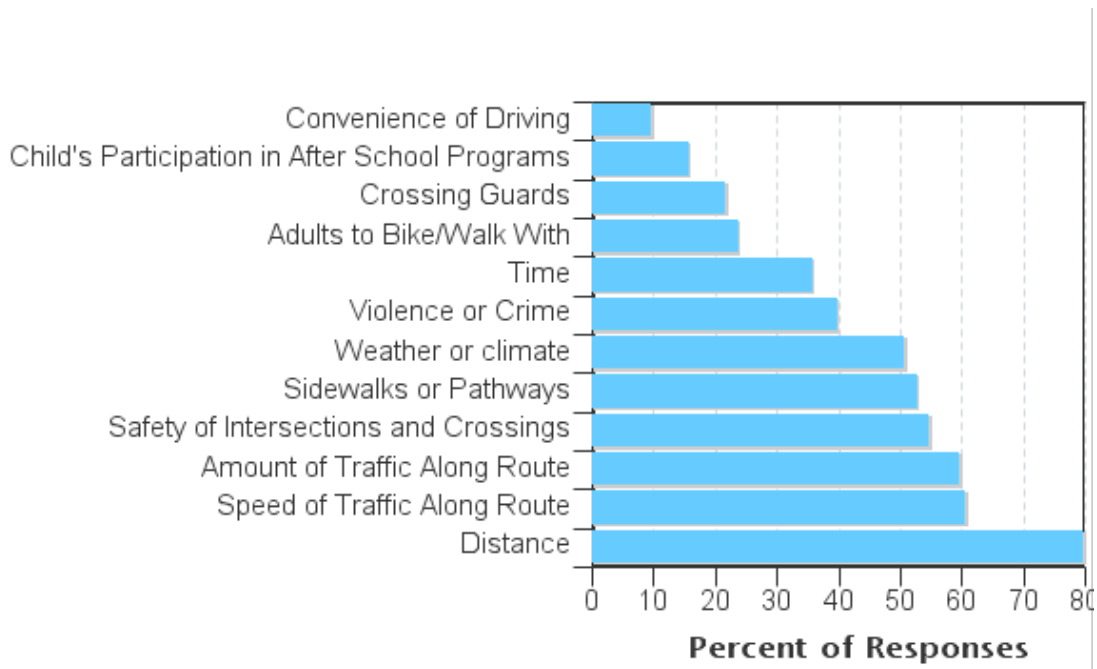


Percent of children who have asked for permission to walk or bike to/from school by distance they live from school

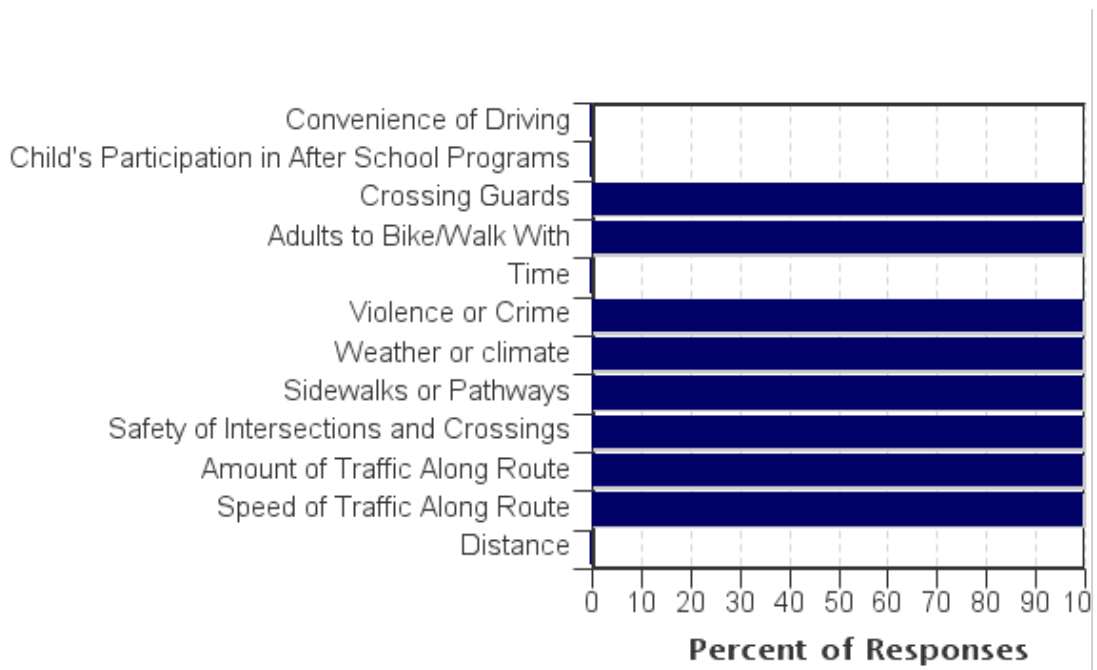
Asked Permission?	Number of Children	Less than 1/4 mile	1/4 mile up to 1/2 mile	1/2 mile up to 1 mile	1 mile up to 2 miles	More than 2 miles
Yes	13	11%	40%	18%	7%	7%
No	123	89%	60%	82%	93%	93%

Don't know or No response: 14  
 Percentages may not total 100% due to rounding.

Issues reported to affect the decision to not allow a child to walk or bike to/from school by parents of children who do not walk or bike to/from school



Issues reported to affect the decision to allow a child to walk or bike to/from school by parents of children who already walk or bike to/from school





Issues reported to affect the decision to allow a child to walk or bike to/from school by  
parents of children who already walk or bike to/from school

Issue	Child does not walk/bike to school	Child walks/bikes to school
Distance	80%	0%
Speed of Traffic Along Route	61%	100%
Amount of Traffic Along Route	60%	100%
Safety of Intersections and Crossings	55%	100%
Sidewalks or Pathways	53%	100%
Weather or climate	51%	100%
Violence or Crime	40%	100%
Time	36%	0%
Adults to Bike/Walk With	24%	100%
Crossing Guards	22%	100%
Child's Participation in After School Programs	16%	0%
Convenience of Driving	10%	0%
<b>Number of Respondents per Category</b>	<b>96</b>	<b>1</b>

No response: 53

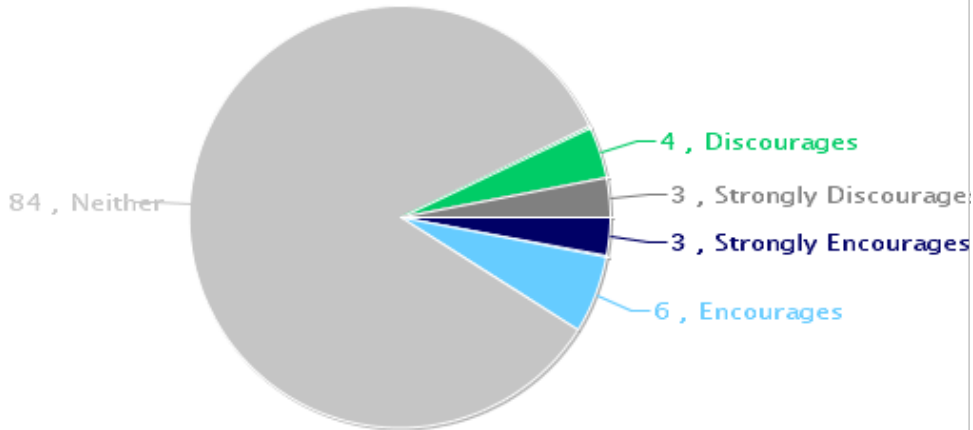
Note:

--Factors are listed from most to least influential for the 'Child does not walk/bike to school' group.

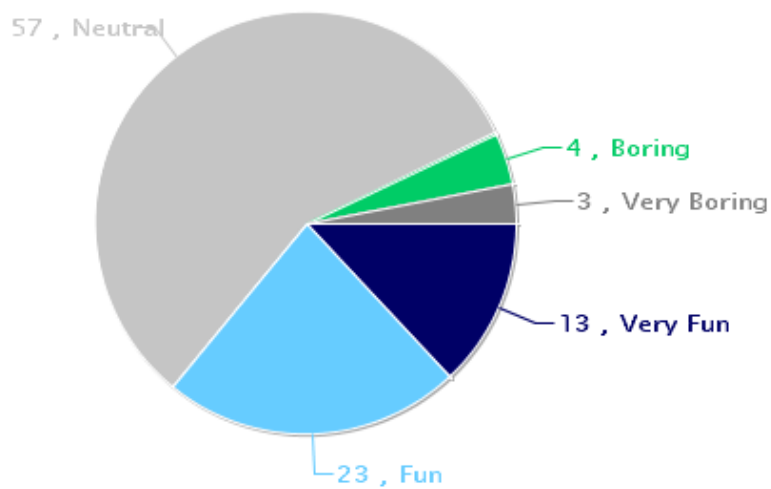
--Each column may sum to > 100% because respondent could select more than issue

--The calculation used to determine the percentage for each issue is based on the 'Number of Respondents per Category' within the respective columns (Child does not walk/bike to school and Child walks/bikes to school.) If comparing percentages between the two columns, please pay particular attention to each column's number of respondents because the two numbers can differ dramatically.

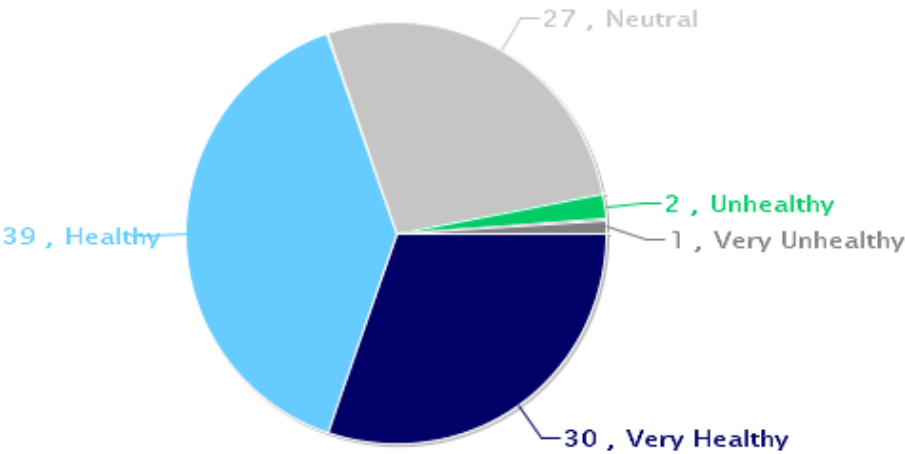
Parents' opinions about how much their child's school encourages or discourages walking and biking to/from school



Parents' opinions about how much fun walking and biking to/from school is for their child



Parents' opinions about how healthy walking and biking to/from school is for their child



## Comments Section

SurveyID	Comment
1587365	I would love to see sidewalk for bike lane put in on Grange Road. But even just a DC gravel trail would be great and less expensive to permit/build.
1587369	I would love to be able to walk with my children to/from school, but it's a long distance on a very unsafe road.
1587426	We feel our daughter is too young (6 years old) to walk or bike from our house to school. The traffic is also dangerous and more crime has been occurring recently.
1587479	I answered no's on number 11 because my child is too young to walk or bike by herself. They would all be yes's if she was older.
1587368	My child takes the bus to school because of our work schedules.
1587402	No guards - too far away
1587437	Dow's Prairie School is too far away for my child to walk or bike. There are not sidewalks and people drive too fast. I have to work and need to know my child is safe on the bus.
1587496	All the yes's on question 11 is what should be improved to make it safe for kids.
1587509	My child is too young to walk/bike. Our road is also unsafe for a child to walk to school.
1587529	My child has ADHD and I don't feel she could handle walking or riding her bike by herself yet.
1587503	Too young to walk by himself.
1587518	I would never feel comfortable allowing my child to get to school alone.
1587352	We live in Trinidad, so walking/biking is not an option currently.
1587467	Not safe to allow kids to walk alone!
1587472	I was born in 1981 and my parents had me ride my bike to school from 3rd grade until High School, about a mile. I only got a ride when it was raining hard. All the kids did this.
1587499	We live in Trinidad, so walking/biking is not an option, currently.
1587344	My kid loves the bus.
1587464	I walk my son to and from school, but it is unsafe for him to walk alone due to the fact that people are driving too fast, and no cross guard on Grange Road (people are rude on that corner).
1587520	There are some sick people in this world and to let kids just go out alone. :(
1587502	Too small for riding and walking, never alone too far from school.
1587565	Our main decision to allow him to start (probably biking) in 3rd grade is that Morris is much closer and on a less busy road with better sidewalks than Dow's.

1587357	This form is not relevant. There is no way for children to safely walk to their school.
1587453	Walking/biking to school isn't an option because it's too far. Also the traffic and lack of sidewalks on Central by the airport is concerning.