

Parent Survey Report: One School in One Data Collection Period

School Name: Catherine L. Zane Middle School

Set ID: 18321

School Group: Eureka City Schools

Month and Year Collected: October 2018

School Enrollment: 0

Date Report Generated: 02/06/2019

% Range of Students Involved in SRTS: Don't Know

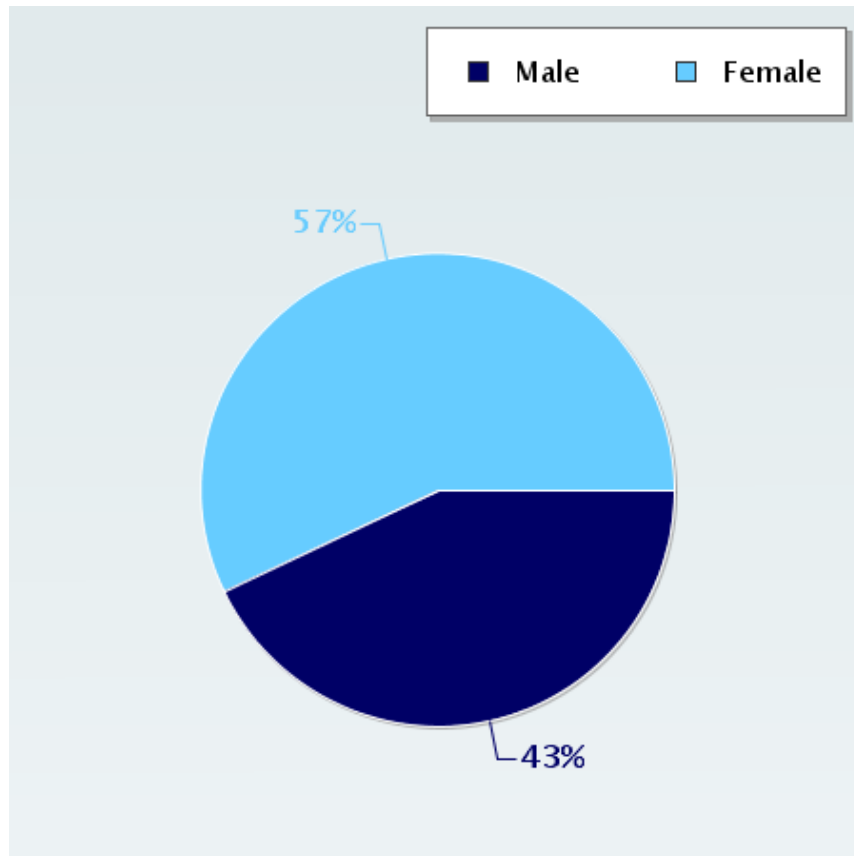
Tags:

Number of Questionnaires Distributed: 0

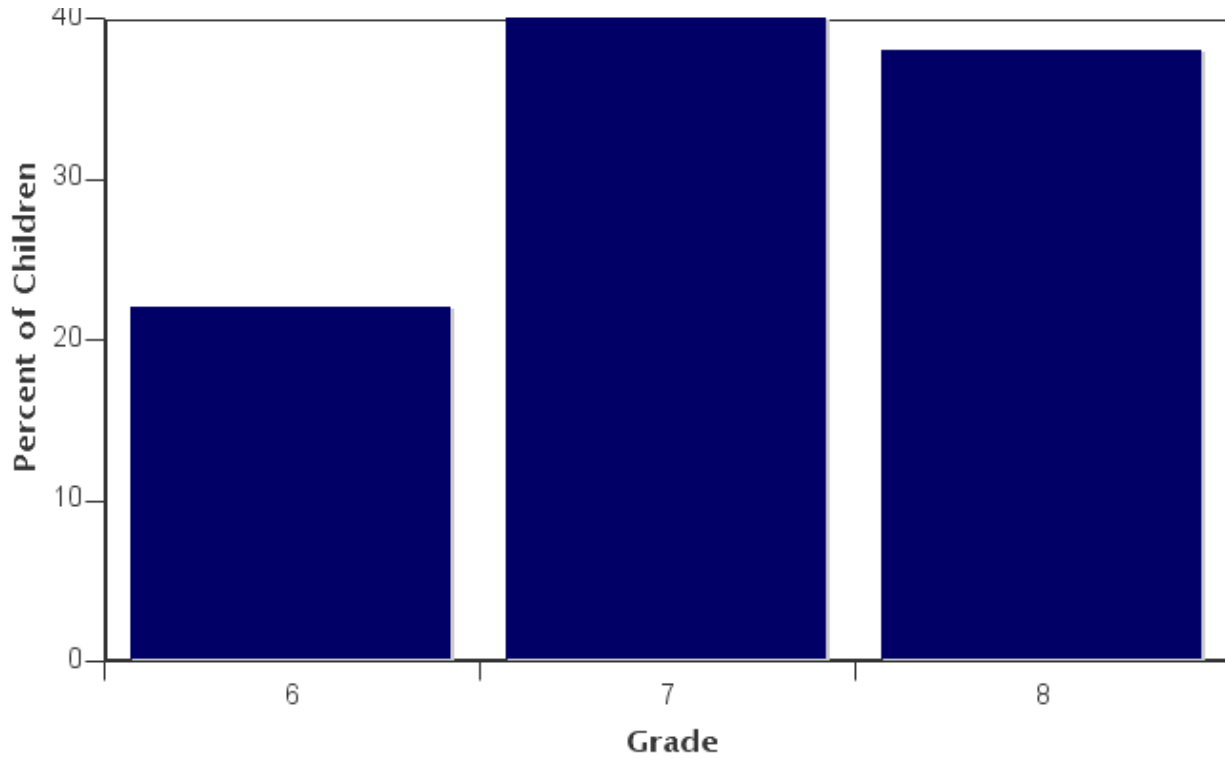
Number of Questionnaires Analyzed for Report: 56

This report contains information from parents about their children's trip to and from school. The report also reflects parents' perceptions regarding whether walking and bicycling to school is appropriate for their child. The data used in this report were collected using the Survey about Walking and Biking to School for Parents form from the National Center for Safe Routes to School.

Sex of children for parents that provided information



Grade levels of children represented in survey



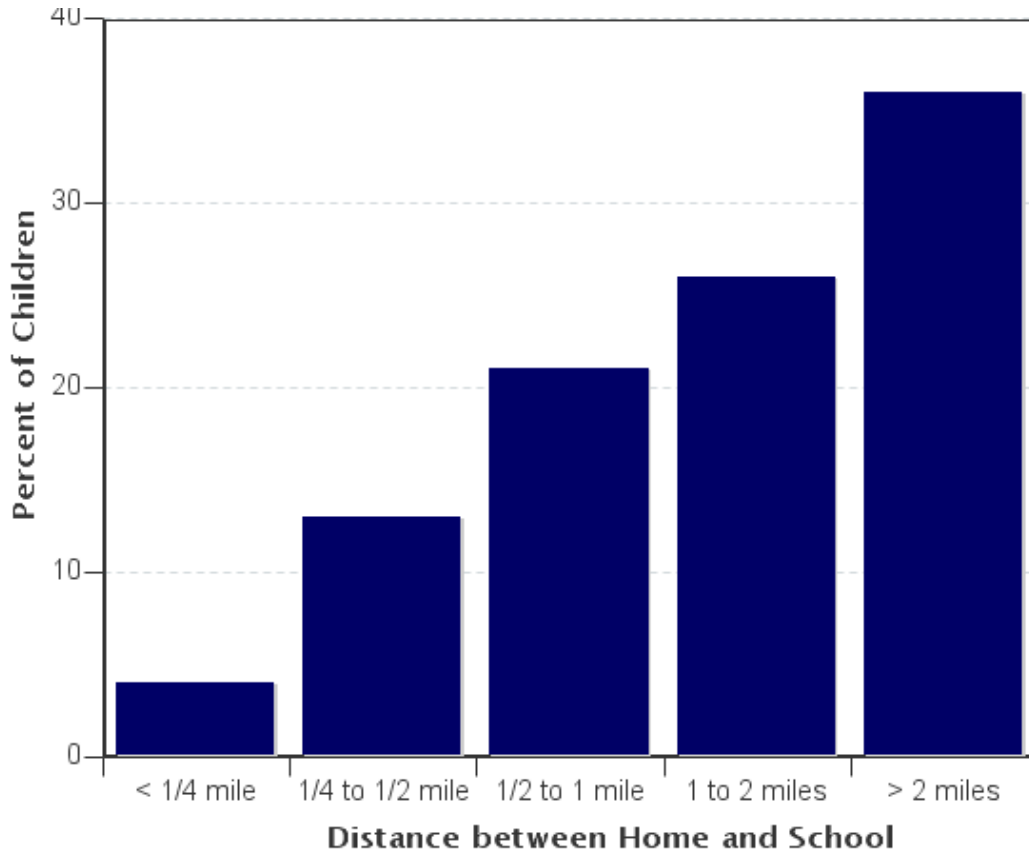
Grade levels of children represented in survey

Grade in School	Responses per grade	
	Number	Percent
6	12	22%
7	22	40%
8	21	38%

No response: 0

Percentages may not total 100% due to rounding.

Parent estimate of distance from child's home to school



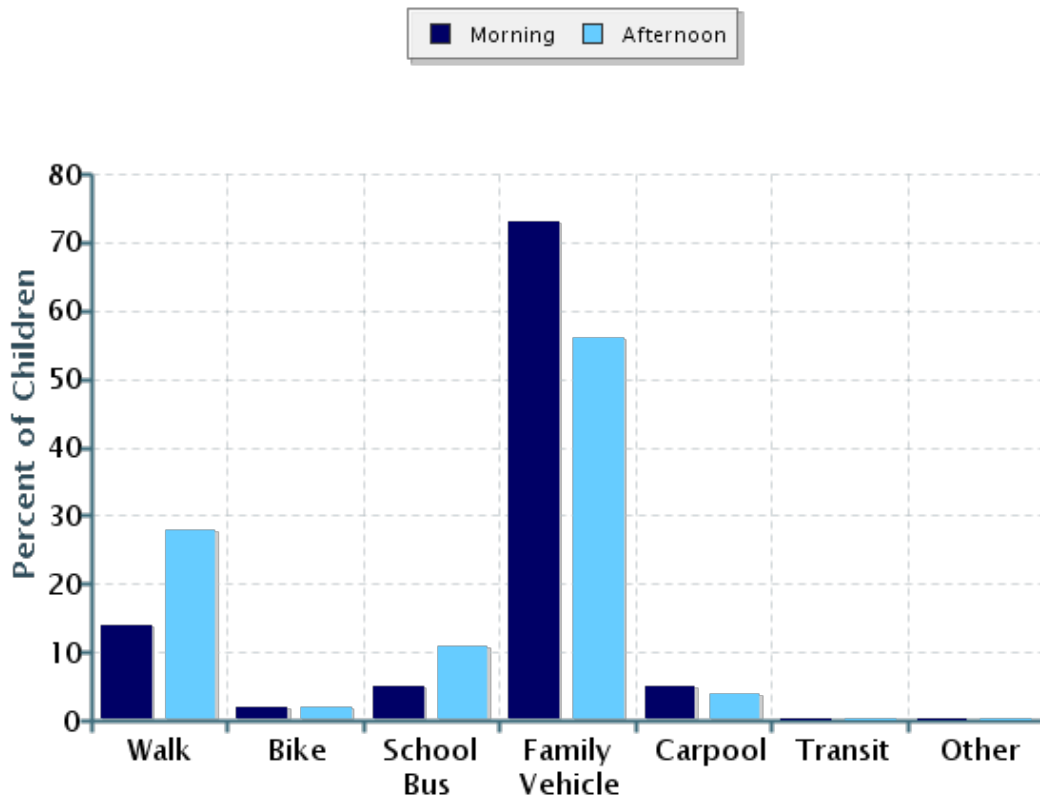
Parent estimate of distance from child's home to school

Distance between home and school	Number of children	Percent
Less than 1/4 mile	2	4%
1/4 mile up to 1/2 mile	6	13%
1/2 mile up to 1 mile	10	21%
1 mile up to 2 miles	12	26%
More than 2 miles	17	36%

Don't know or No response: 9

Percentages may not total 100% due to rounding.

Typical mode of arrival at and departure from school



Typical mode of arrival at and departure from school

Time of Trip	Number of Trips	Walk	Bike	School Bus	Family Vehicle	Carpool	Transit	Other
Morning	56	14%	2%	5%	73%	5%	0%	0%
Afternoon	54	28%	2%	11%	56%	4%	0%	0%

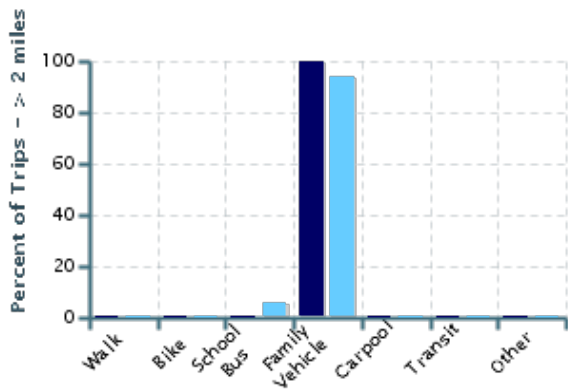
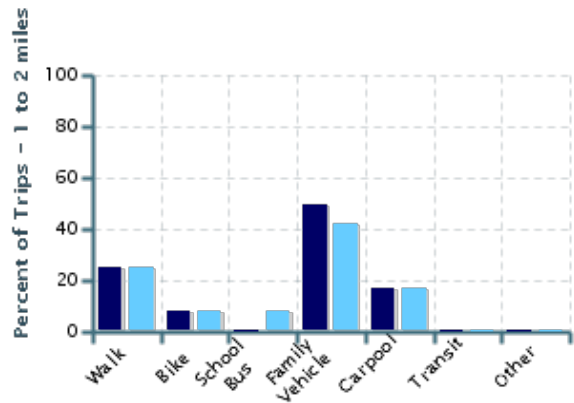
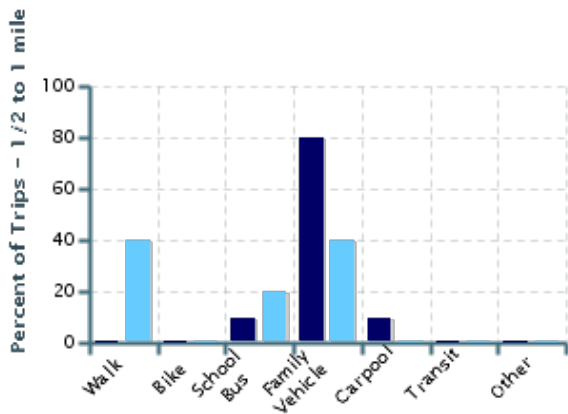
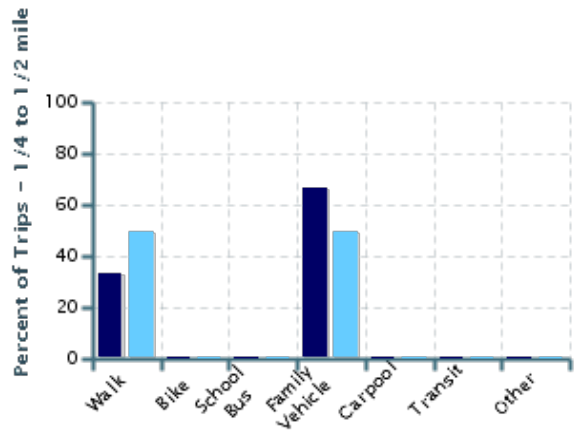
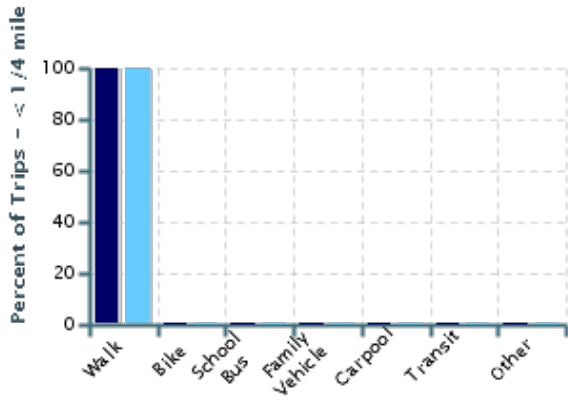
No Response Morning: 0

No Response Afternoon: 2

Percentages may not total 100% due to rounding.

Typical mode of school arrival and departure by distance child lives from school

■ Morning ■ Afternoon



Typical mode of school arrival and departure by distance child lives from school

School Arrival

Distance	Number within Distance	Walk	Bike	School Bus	Family Vehicle	Carpool	Transit	Other
Less than 1/4 mile	2	100%	0%	0%	0%	0%	0%	0%
1/4 mile up to 1/2 mile	6	33%	0%	0%	67%	0%	0%	0%
1/2 mile up to 1 mile	10	0%	0%	10%	80%	10%	0%	0%
1 mile up to 2 miles	12	25%	8%	0%	50%	17%	0%	0%
More than 2 miles	17	0%	0%	0%	100%	0%	0%	0%

Don't know or No response: 9

Percentages may not total 100% due to rounding.

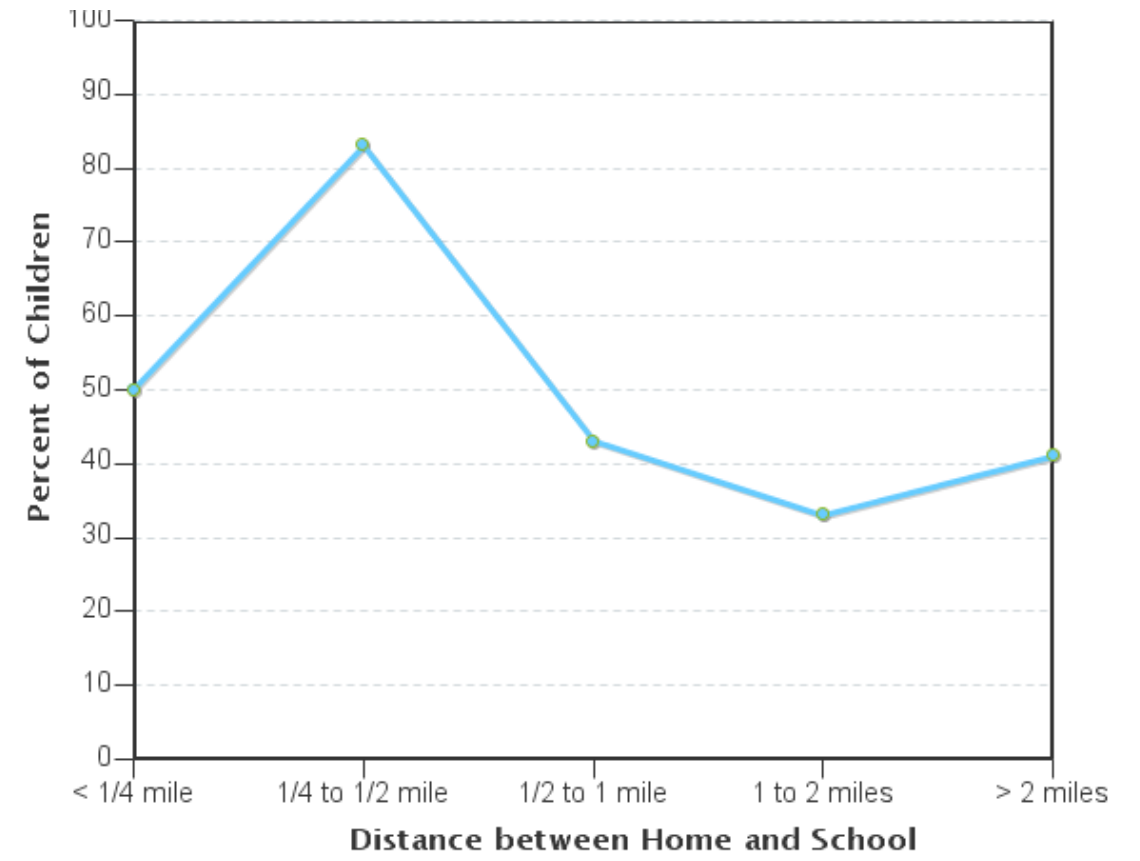
School Departure

Distance	Number within Distance	Walk	Bike	School Bus	Family Vehicle	Carpool	Transit	Other
Less than 1/4 mile	2	100%	0%	0%	0%	0%	0%	0%
1/4 mile up to 1/2 mile	6	50%	0%	0%	50%	0%	0%	0%
1/2 mile up to 1 mile	10	40%	0%	20%	40%	0%	0%	0%
1 mile up to 2 miles	12	25%	8%	8%	42%	17%	0%	0%
More than 2 miles	17	0%	0%	6%	94%	0%	0%	0%

Don't know or No response: 9

Percentages may not total 100% due to rounding.

Percent of children who have asked for permission to walk or bike to/from school by distance they live from school

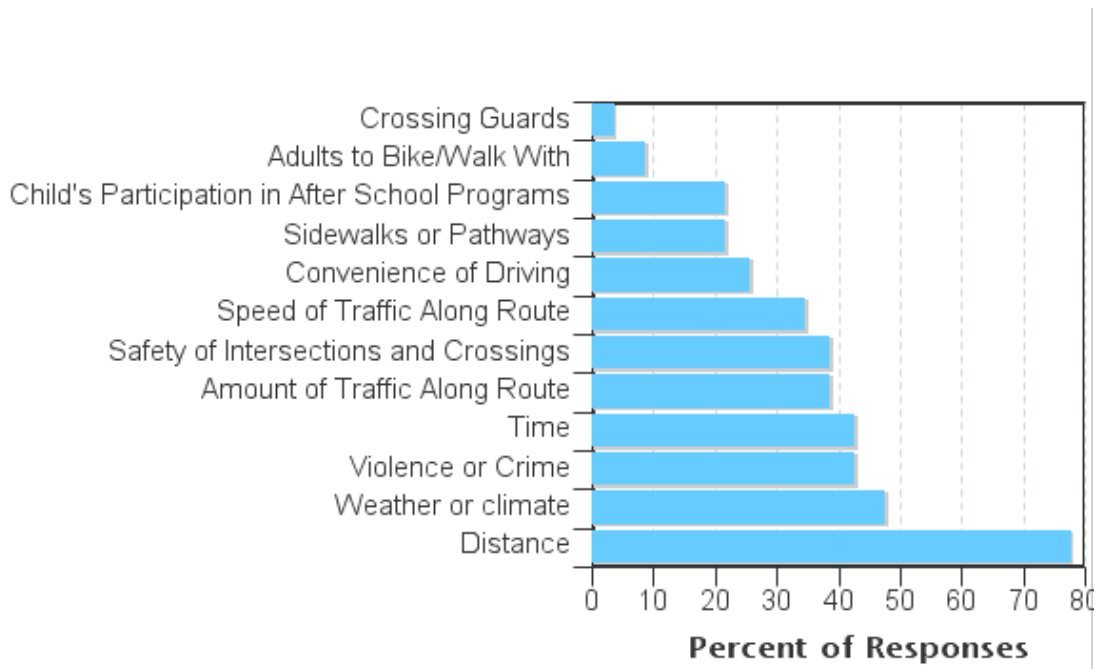


Percent of children who have asked for permission to walk or bike to/from school by distance they live from school

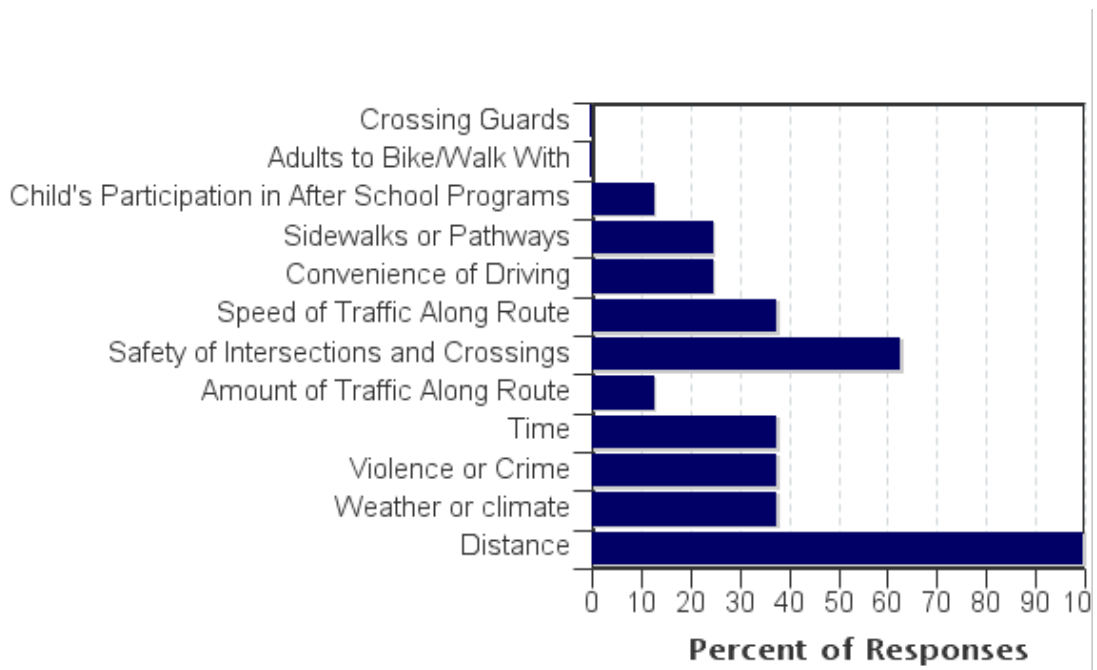
Asked Permission?	Number of Children	Less than 1/4 mile	1/4 mile up to 1/2 mile	1/2 mile up to 1 mile	1 mile up to 2 miles	More than 2 miles
Yes	20	50%	83%	43%	33%	41%
No	24	50%	17%	57%	67%	59%

Don't know or No response: 12
 Percentages may not total 100% due to rounding.

Issues reported to affect the decision to not allow a child to walk or bike to/from school by parents of children who do not walk or bike to/from school



Issues reported to affect the decision to allow a child to walk or bike to/from school by parents of children who already walk or bike to/from school



Issues reported to affect the decision to allow a child to walk or bike to/from school by
parents of children who already walk or bike to/from school

Issue	Child does not walk/bike to school	Child walks/bikes to school
Distance	78%	100%
Weather or climate	48%	38%
Violence or Crime	43%	38%
Time	43%	38%
Amount of Traffic Along Route	39%	13%
Safety of Intersections and Crossings	39%	63%
Speed of Traffic Along Route	35%	38%
Convenience of Driving	26%	25%
Sidewalks or Pathways	22%	25%
Child's Participation in After School Programs	22%	13%
Adults to Bike/Walk With	9%	0%
Crossing Guards	4%	0%
Number of Respondents per Category	23	8

No response: 25

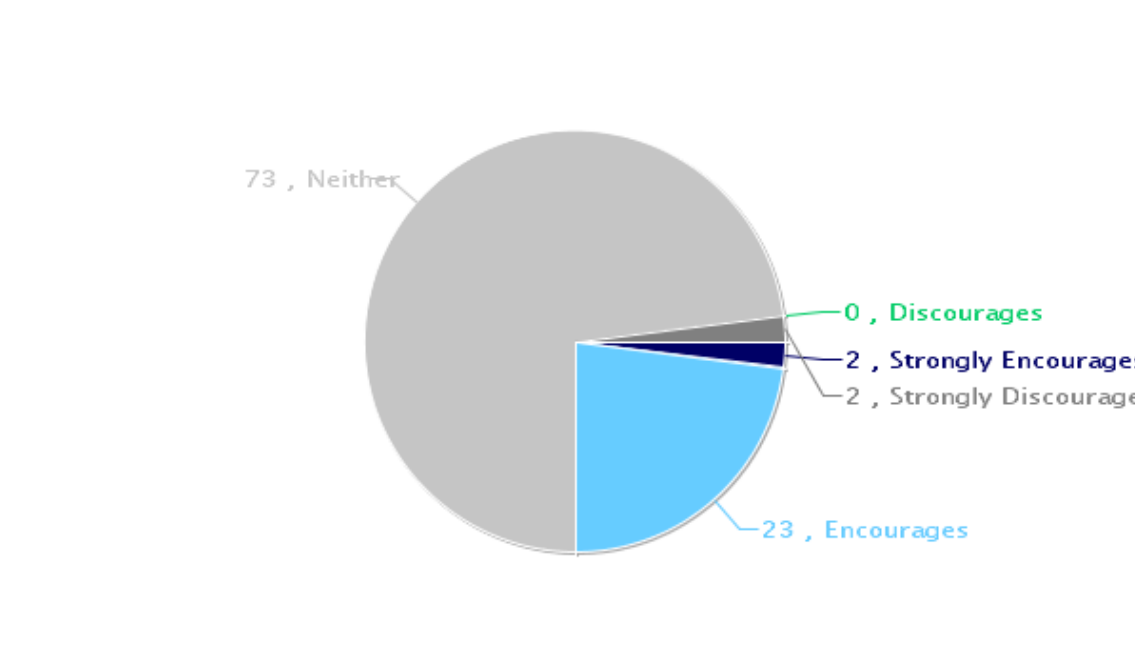
Note:

--Factors are listed from most to least influential for the 'Child does not walk/bike to school' group.

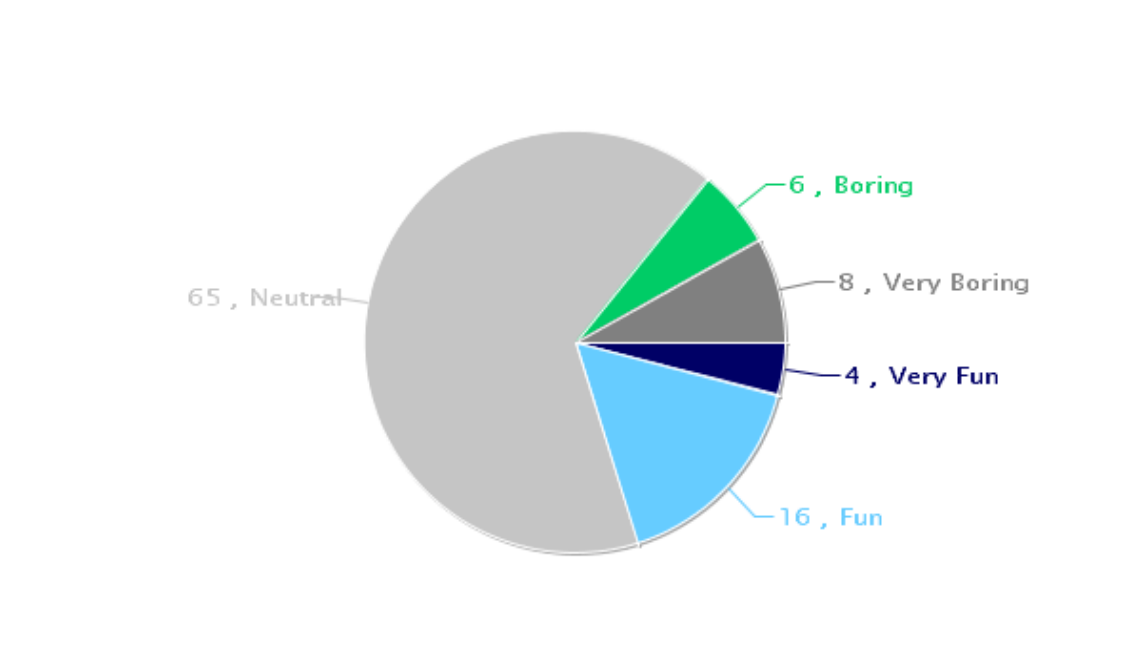
--Each column may sum to > 100% because respondent could select more than issue

--The calculation used to determine the percentage for each issue is based on the 'Number of Respondents per Category' within the respective columns (Child does not walk/bike to school and Child walks/bikes to school.) If comparing percentages between the two columns, please pay particular attention to each column's number of respondents because the two numbers can differ dramatically.

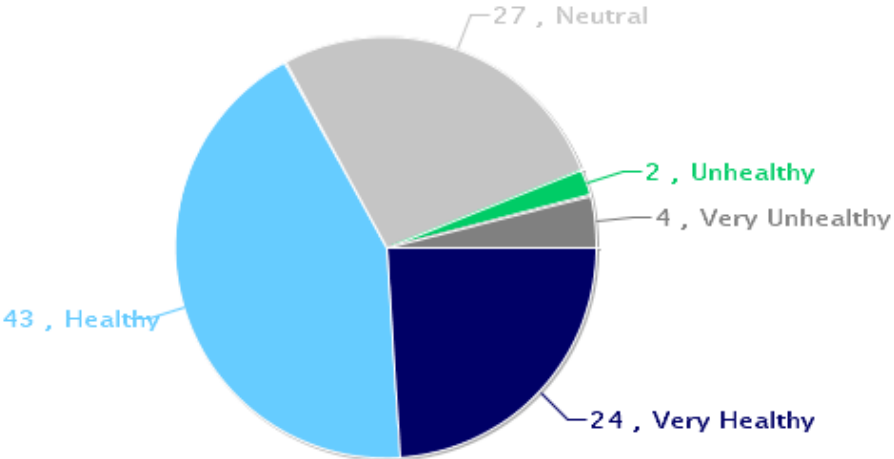
Parents' opinions about how much their child's school encourages or discourages walking and biking to/from school



Parents' opinions about how much fun walking and biking to/from school is for their child



Parents' opinions about how healthy walking and biking to/from school is for their child



Comments Section

SurveyID	Comment
1647297	The biggest problem with this area are the amounts of transients, as well as too many pedophiles. It's a judgement call for parents as to when and where they walk because of these two reasons alone.
1647443	Just new to the area this year! I'm not 100% willing to let my 12 year old daughter walk from school without me walking with her! I wish she had an option to ride the bus!
1647241	What in the world does question #15 have to do with the questions on this survey???
1647262	Speeding by Zane is awful. Failure to stop at crosswalk most of the time. Need more traffic control.
1647311	We live too far away from the school for her to walk. This will not change.
1647195	My child only walks half way home from school. takes bus, requests to do so even if we are available to drive. She likes to walk with friends who live nearby.
1647169	I will be having my student walk/bike here soon.
1647428	We live way too far she would and I would never walk to Zane from home.
1647166	If children were not hurt, raped, stolen, etc. I would be fine with walking. Maybe even if she were in a group, but she is not.
1647445	We live too far from school for my daughter to walk/bike home from school.