

Parent Survey Report: One School in One Data Collection Period

School Name: Blue Lake Elementary School

Set ID: 19318

School Group: Blue Lake Union Elementary School District

Month and Year Collected: October 2019

School Enrollment: 0

Date Report Generated: 01/15/2020

% Range of Students Involved in SRTS: Don't Know

Tags:

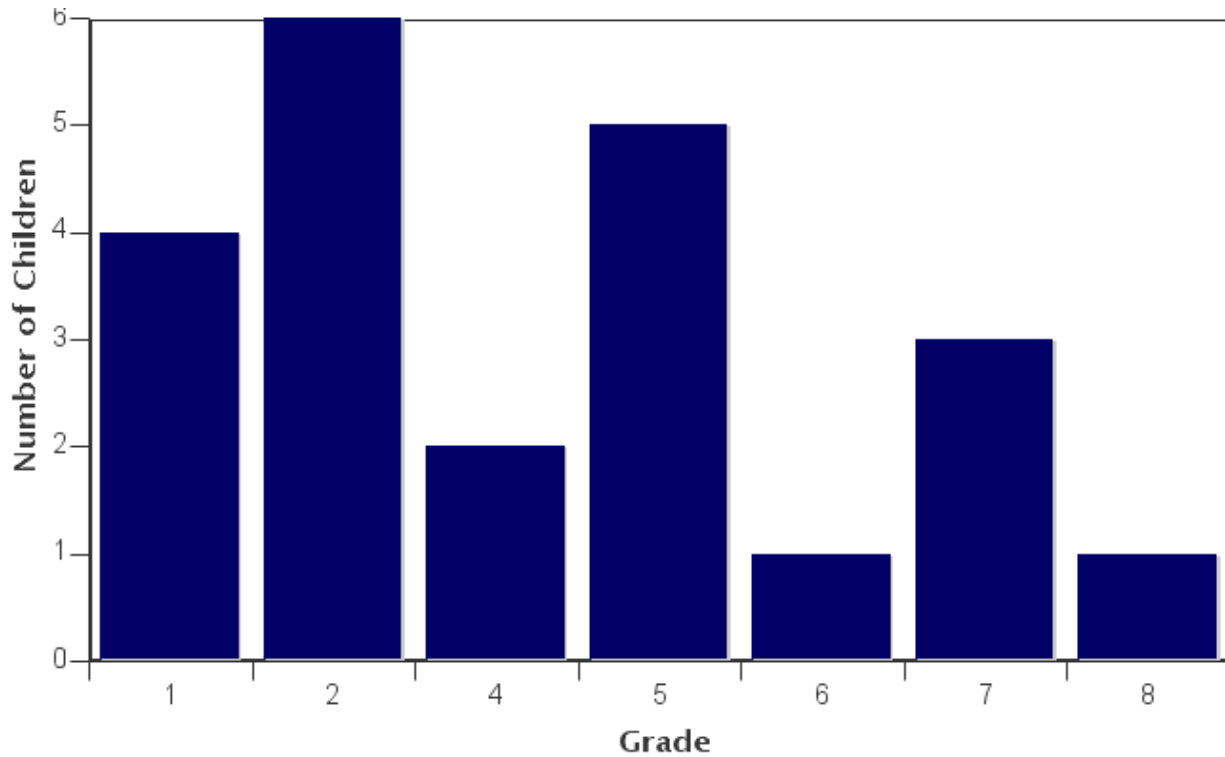
Number of Questionnaires Distributed: 0

**Number of Questionnaires
Analyzed for Report:** 22

This report contains information from parents about their children's trip to and from school. The report also reflects parents' perceptions regarding whether walking and bicycling to school is appropriate for their child. The data used in this report were collected using the Survey about Walking and Biking to School for Parents form from the National Center for Safe Routes to School.

**Because less than 30 questionnaires are included in this report, each graph and table display counts rather than percentage information.

Grade levels of children represented in survey



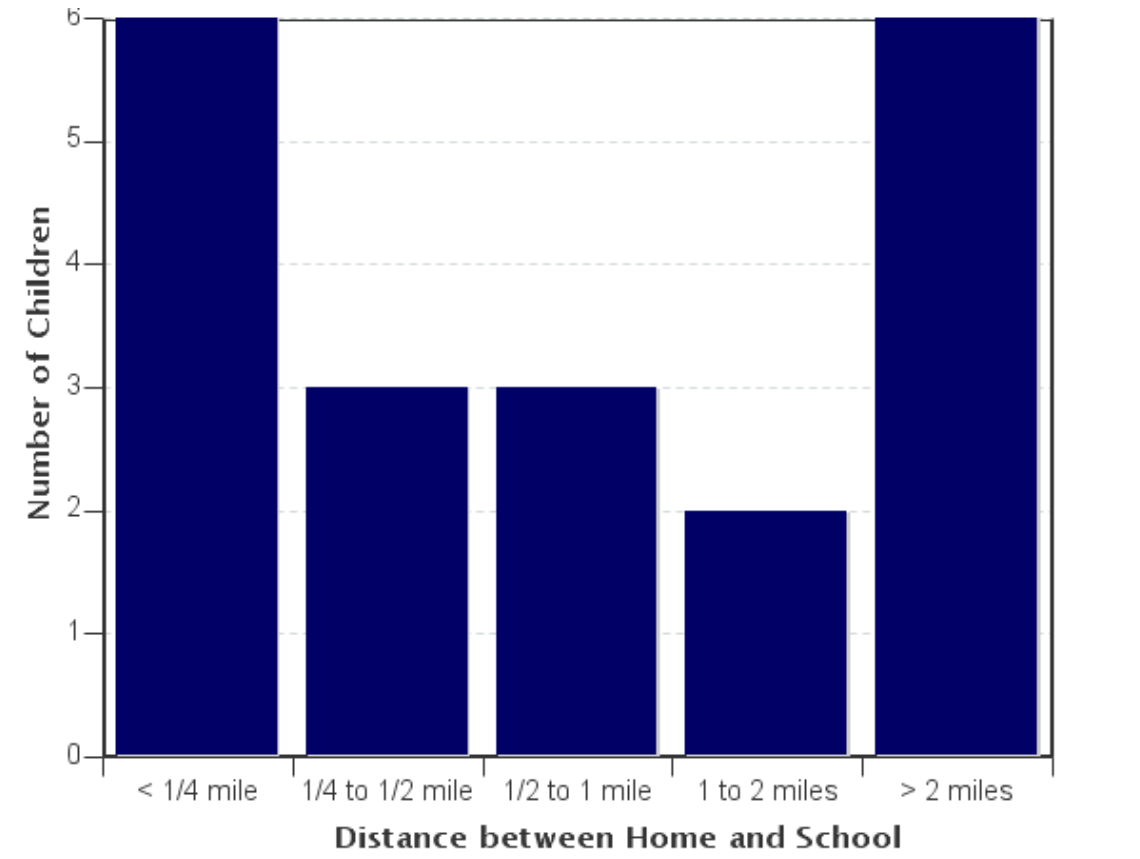
Grade levels of children represented in survey

Grade in School	Responses per grade
	Number
1	4
2	6
4	2
5	5
6	1
7	3
8	1

No response: 0

Numbers rather than percents are displayed because the number of respondents for this question was less than 30.

Parent estimate of distance from child's home to school



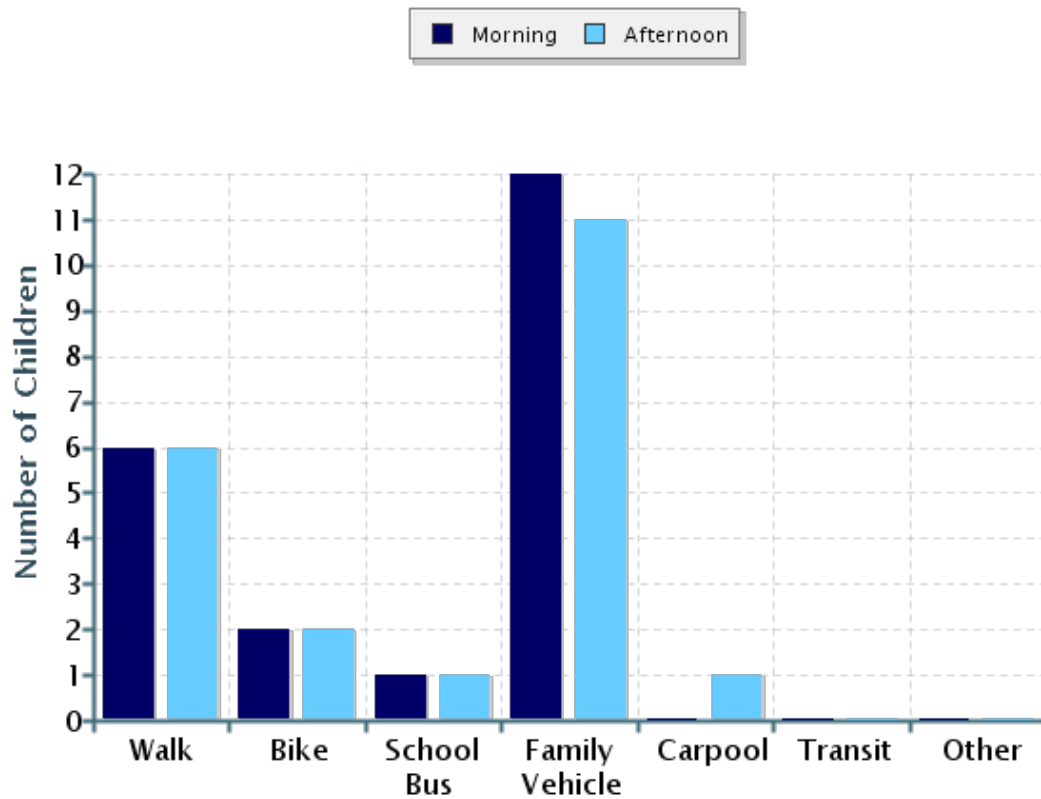
Parent estimate of distance from child's home to school

Distance between home and school	Number of children
Less than 1/4 mile	6
1/4 mile up to 1/2 mile	3
1/2 mile up to 1 mile	3
1 mile up to 2 miles	2
More than 2 miles	6

Don't know or No response: 2

Numbers rather than percents are displayed because the number of respondents for this question was less than 30.

Typical mode of arrival at and departure from school



Typical mode of arrival at and departure from school

Time of Trip	Number of Trips	Walk	Bike	School Bus	Family Vehicle	Carpool	Transit	Other
Morning	21	6	2	1	12	0	0	0
Afternoon	21	6	2	1	11	1	0	0

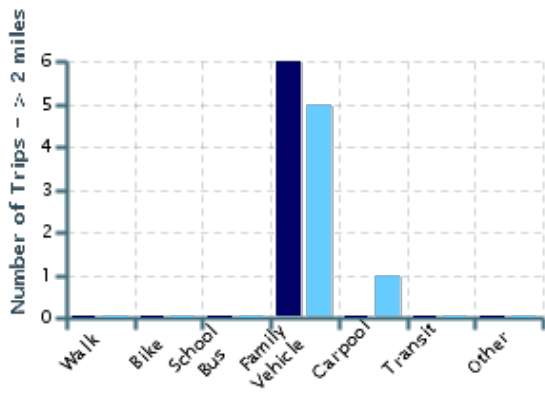
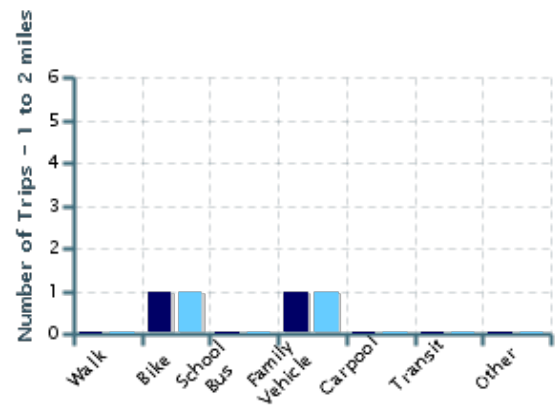
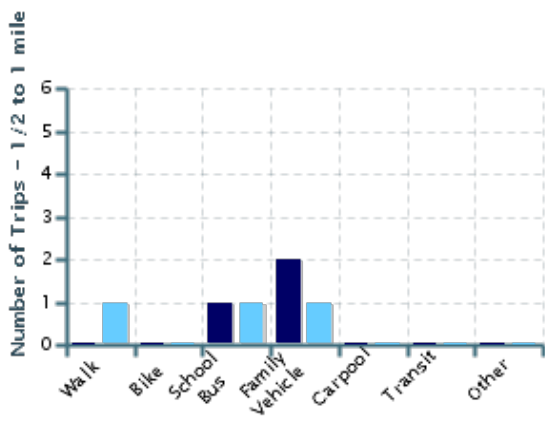
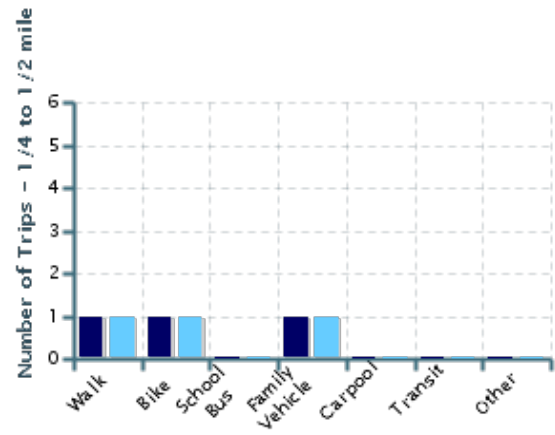
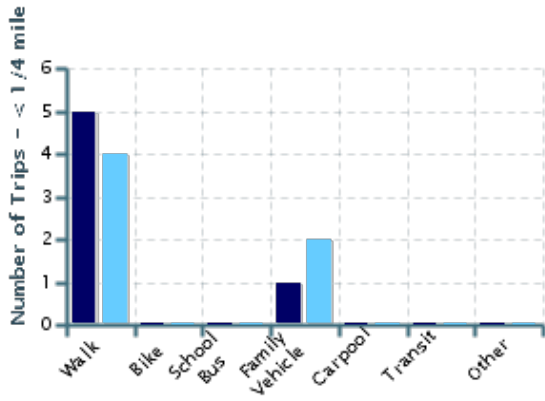
No Response Morning: 1

No Response Afternoon: 1

Numbers rather than percents are displayed because the number of respondents for this question was less than 30.

Typical mode of school arrival and departure by distance child lives from school

■ Morning ■ Afternoon



Typical mode of school arrival and departure by distance child lives from school

School Arrival

Distance	Number within Distance	Walk	Bike	School Bus	Family Vehicle	Carpool	Transit	Other
Less than 1/4 mile	6	5	0	0	1	0	0	0
1/4 mile up to 1/2 mile	3	1	1	0	1	0	0	0
1/2 mile up to 1 mile	3	0	0	1	2	0	0	0
1 mile up to 2 miles	2	0	1	0	1	0	0	0
More than 2 miles	6	0	0	0	6	0	0	0

Don't know or No response: 2

Numbers rather than percents are displayed because the number of respondents for this question was less than 30.

School Departure

Distance	Number within Distance	Walk	Bike	School Bus	Family Vehicle	Carpool	Transit	Other
Less than 1/4 mile	6	4	0	0	2	0	0	0
1/4 mile up to 1/2 mile	3	1	1	0	1	0	0	0
1/2 mile up to 1 mile	3	1	0	1	1	0	0	0
1 mile up to 2 miles	2	0	1	0	1	0	0	0
More than 2 miles	6	0	0	0	5	1	0	0

Don't know or No response: 2

Numbers rather than percents are displayed because the number of respondents for this question was less than 30.

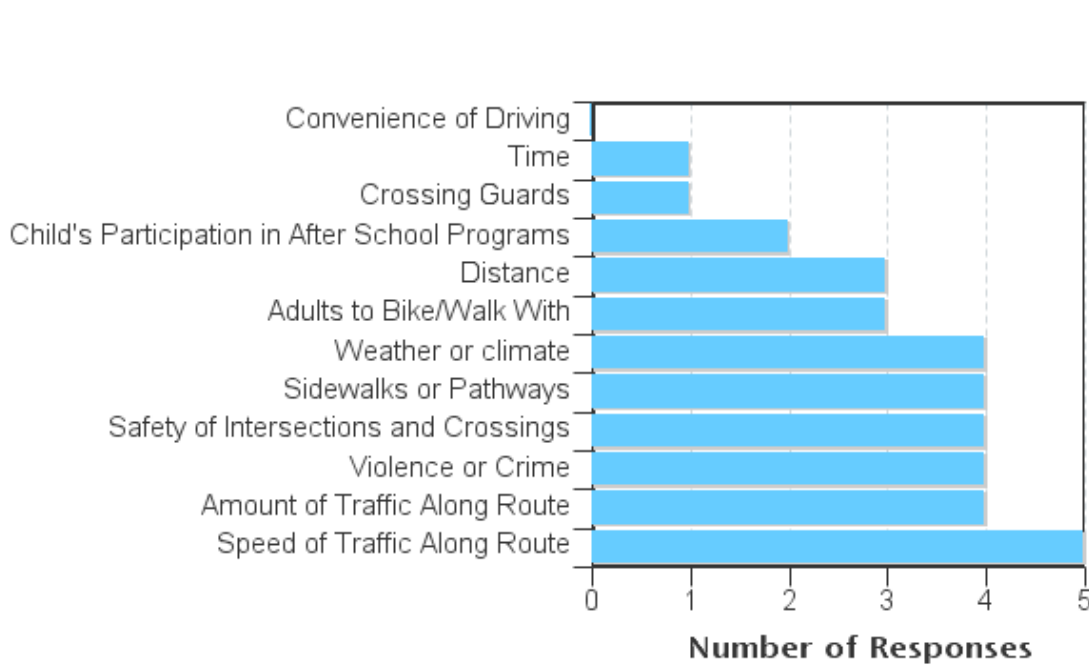
Number of children who have asked for permission to walk or bike to/from school by distance they live from school

Asked Permission?	Number of Children	Less than 1/4 mile	1/4 mile up to 1/2 mile	1/2 mile up to 1 mile	1 mile up to 2 miles	More than 2 miles
Yes	11	4	2	2	1	2
No	9	2	1	1	1	4

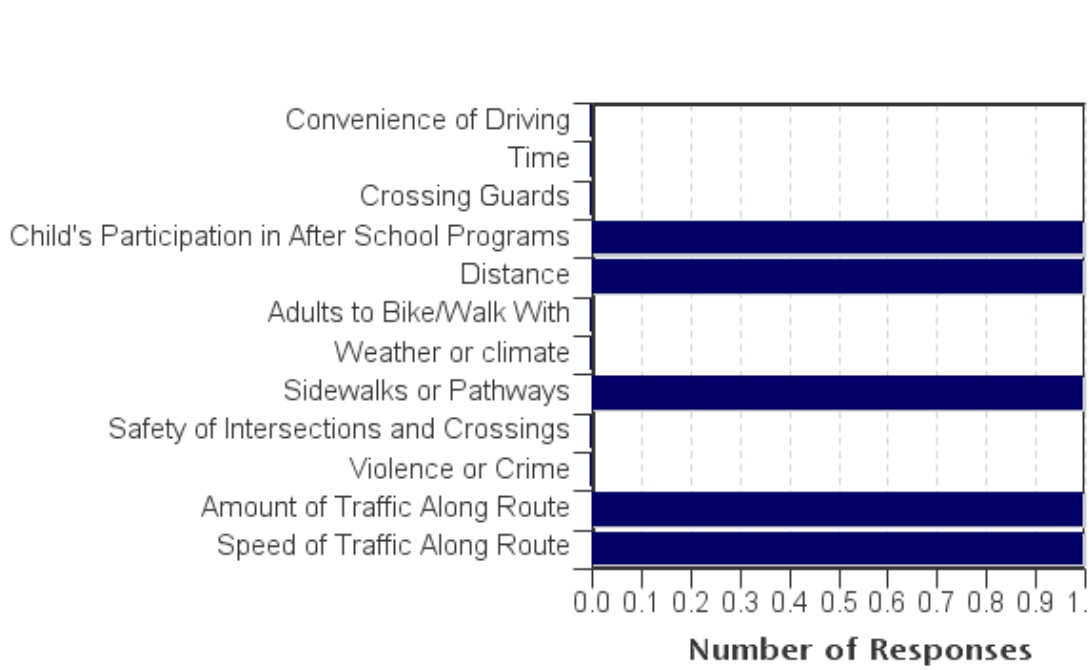
Don't know or No response: 2

Numbers rather than percents are displayed because the number of respondents for this question was less than 30.

Issues reported to affect the decision to not allow a child to walk or bike to/from school by parents of children who do not walk or bike to/from school



Issues reported to affect the decision to allow a child to walk or bike to/from school by parents of children who already walk or bike to/from school



Issues reported to affect the decision to allow a child to walk or bike to/from school by
parents of children who already walk or bike to/from school

Issue	Child does not walk/bike to school	Child walks/bikes to school
Speed of Traffic Along Route	5	1
Amount of Traffic Along Route	4	1
Violence or Crime	4	0
Safety of Intersections and Crossings	4	0
Sidewalks or Pathways	4	1
Weather or climate	4	0
Adults to Bike/Walk With	3	0
Distance	3	1
Child's Participation in After School Programs	2	1
Crossing Guards	1	0
Time	1	0
Convenience of Driving	0	0
Number of Respondents per Category	7	1

No response: 14

Note:

--Factors are listed from most to least influential for the 'Child does not walk/bike to school' group.

Parents' opinions about how much their child's school encourages or discourages walking and biking to/from school

Level of support	Number of children
Strongly Encourages	3
Encourages	6
Neither	10
Discourages	0
Strongly Discourages	1

Parents' opinions about how much fun walking and biking to/from school is for their child

Level of fun	Number of children
Very Fun	7
Fun	4
Neutral	8
Boring	0
Very Boring	0

Parents' opinions about how healthy walking and biking to/from school is for their child

How healthy	Number of children
Very Healthy	12
Healthy	4
Neutral	3
Unhealthy	0
Very Unhealthy	0

Comments Section

SurveyID	Comment
1691391	We used to love walking/biking to school but we had to move.
1691379	6 years of collage and technical got contractors license and run my own business. We love biking and do it daily time doesn't always allow to school
1691389	If we lived in town I would encourage my kids to walk or ride a bike. I know they would love to.
1691394	The school needs a roof above the bike rack so that bike seat doesn't get wet. Thank you.
1691419	My child walks or bikes to school, and I drive her if I'm leaving to go to work since I pass the school.
1691369	Our road has no sidewalks/pathways, people drive fast, has lots of dangerous blind turns, and is littered with drug houses.
1691395	We live out of the area "now" in Arcata. When we "did" live in the area, too many people speed up and down Blue Lake Blvd where we used to live. It's dangerous they need a stop sign at the school 3 way intersection the BLVD to slow people down. Also 2 speed bumps or another stop sign should be put at the hill on top on Blue Lake Blvd. We used to live right there and almost get hit coming out of the driveway or the patriot gas station. Stop signs or speed bumps strongly needed there! They have speed bumps near the park and library, why not? Near the most important, the school?
1691374	There needs to be another option of N/A. Students are not all local children and come to school by car because of distance where walking and biking are just not an option. Thanks,