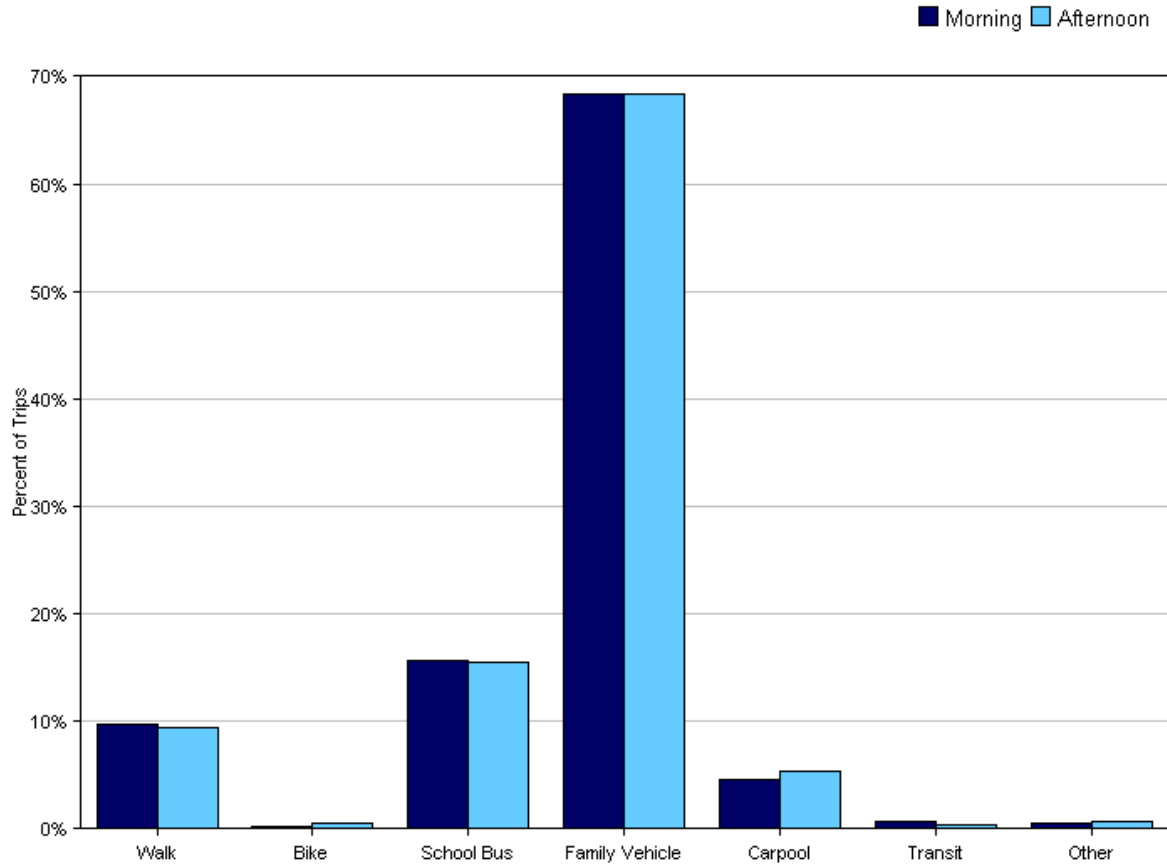


Tally Report

Program Name:	Grant Elementary	Month and Year Collected:	November 2010
School Name:	Grant Elementary School	Set ID:	5622
School Enrollment:	356	Date Report Generated:	07/07/2011
Enrollment within Grades Targeted by SRTS Program:	356	Number of Classrooms Included in Report:	15
Number of Classrooms in School:	15		

Morning and Afternoon Travel Mode Comparison

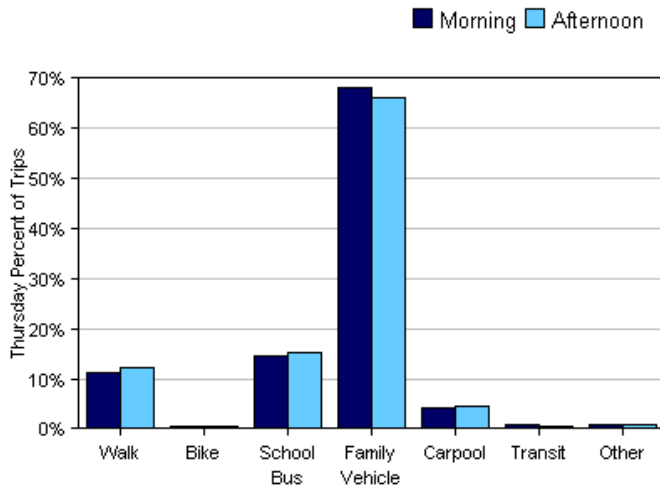
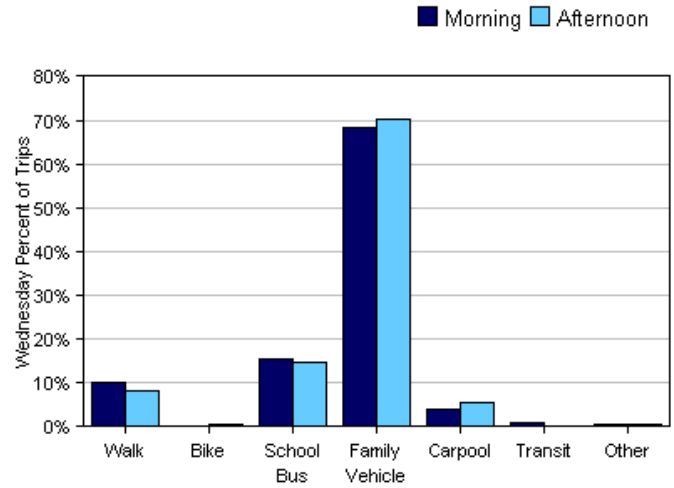
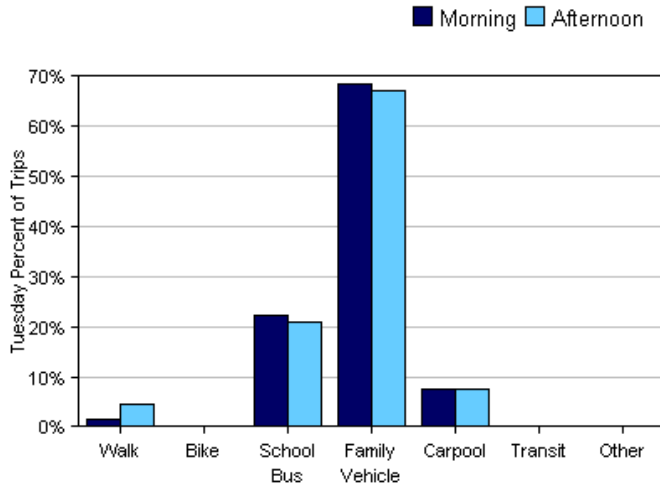


Morning and Afternoon Travel Mode Comparison

	Number of Trips	Walk	Bike	School Bus	Family Vehicle	Carpool	Transit	Other
Morning	683	10%	0.3%	16%	68%	5%	0.7%	0.6%
Afternoon	640	9%	0.5%	15%	68%	5%	0.3%	0.6%

Percentages may not total 100% due to rounding.

Morning and Afternoon Travel Mode Comparison by Day

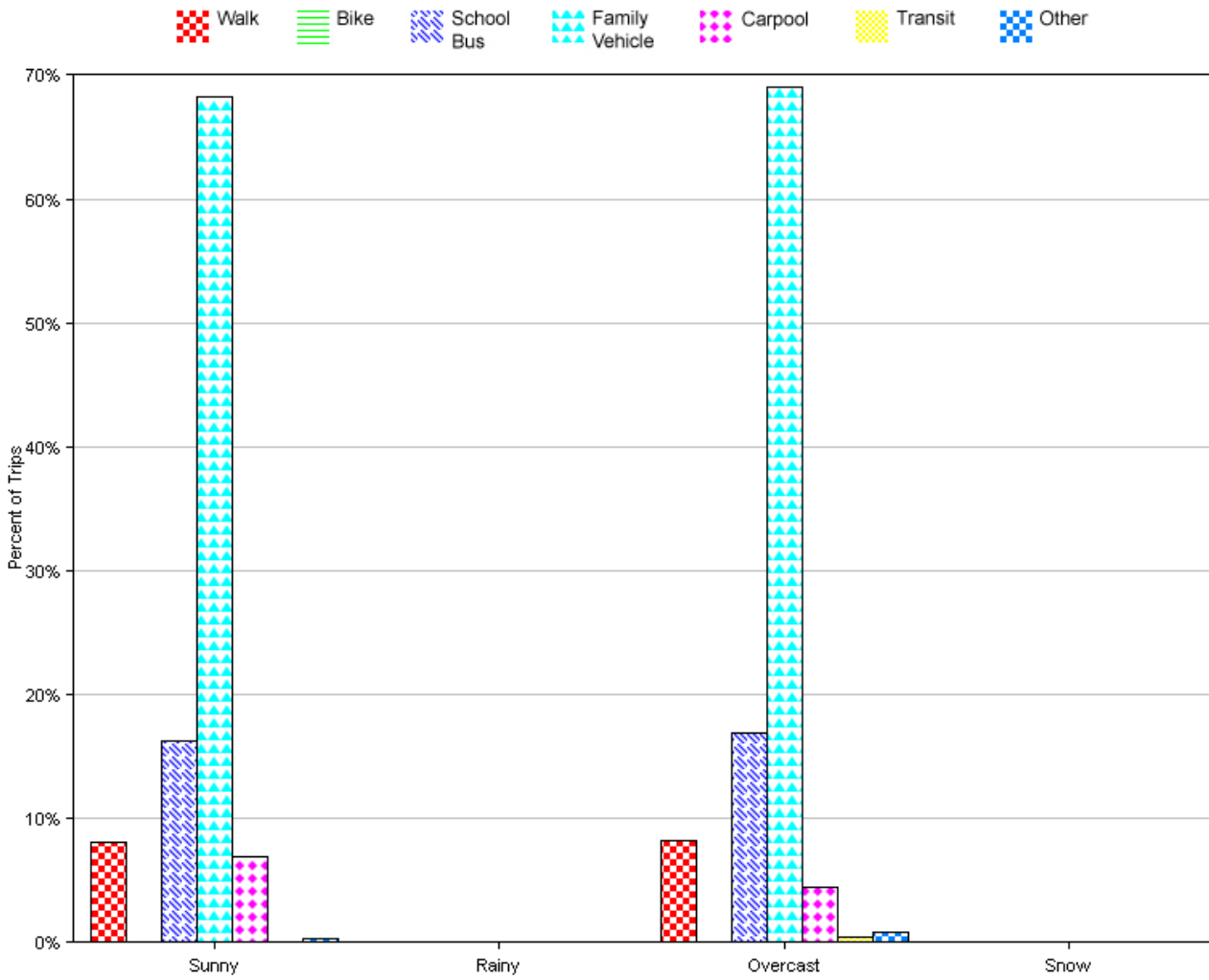


Morning and Afternoon Travel Mode Comparison by Day

	Number of Trips	Walk	Bike	School Bus	Family Vehicle	Carpool	Transit	Other
Tuesday AM	67	1%	0%	22%	69%	7%	0%	0%
Tuesday PM	67	4%	0%	21%	67%	7%	0%	0%
Wednesday AM	333	10%	0.3%	15%	68%	4%	0.9%	0.6%
Wednesday PM	330	8%	0.6%	15%	70%	5%	0.3%	0.6%
Thursday AM	283	11%	0.4%	14%	68%	4%	0.7%	0.7%
Thursday PM	243	12%	0.4%	15%	66%	5%	0.4%	0.8%

Percentages may not total 100% due to rounding.

Travel Mode by Weather Conditions



Travel Mode by Weather Condition

Weather Condition	Number of Trips	Walk	Bike	School Bus	Family Vehicle	Carpool	Transit	Other
Sunny	258	8%	0%	16%	68%	7%	0%	0.4%
Rainy	0	0%	0%	0%	0%	0%	0%	0%
Overcast	899	8%	0.1%	17%	69%	4%	0.4%	0.8%
Snow	0	0%	0%	0%	0%	0%	0%	0%

Percentages may not total 100% due to rounding.