

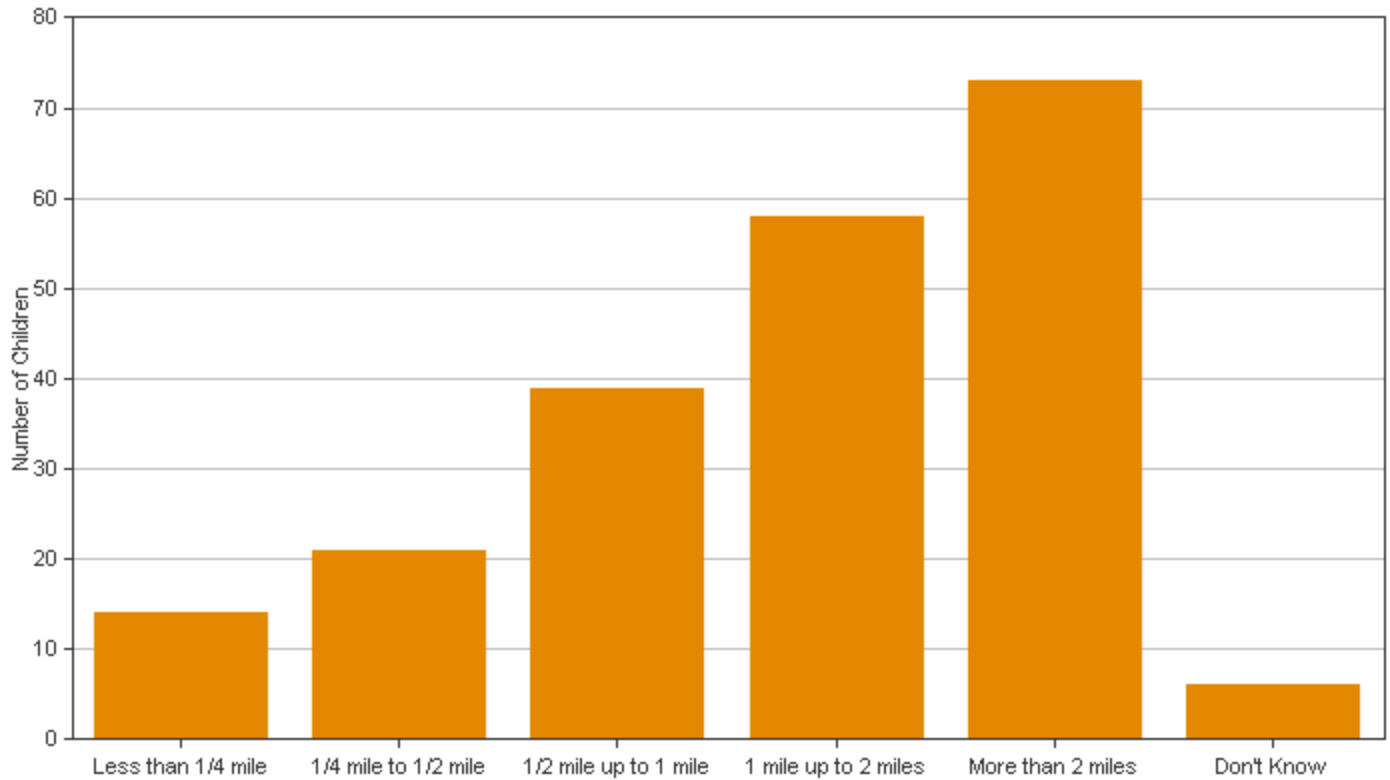
Parent Survey Summary Report:

Process Summary Information:

Program Name:	Humboldt Partnership for Active Living	Survey Data Collected:	Spring2010
School Name:	Washington Elementary	Data Collection Phase:	pre (pre = Before program began mid = During program; post = After program ended)
Reported Enrollment:	520	Number of Surveys Distributed:	500
Date Report Generated:	05/27/2010	Number of Surveys in Report:	216

This report provides information from parents about their perceptions and attitudes on their child walking and bicycling to school. The data used in this report were collected using the Survey about Walking and Biking to School for Parents form from the National Center for Safe Routes to School.

Number of Children by Distance They Live From School:

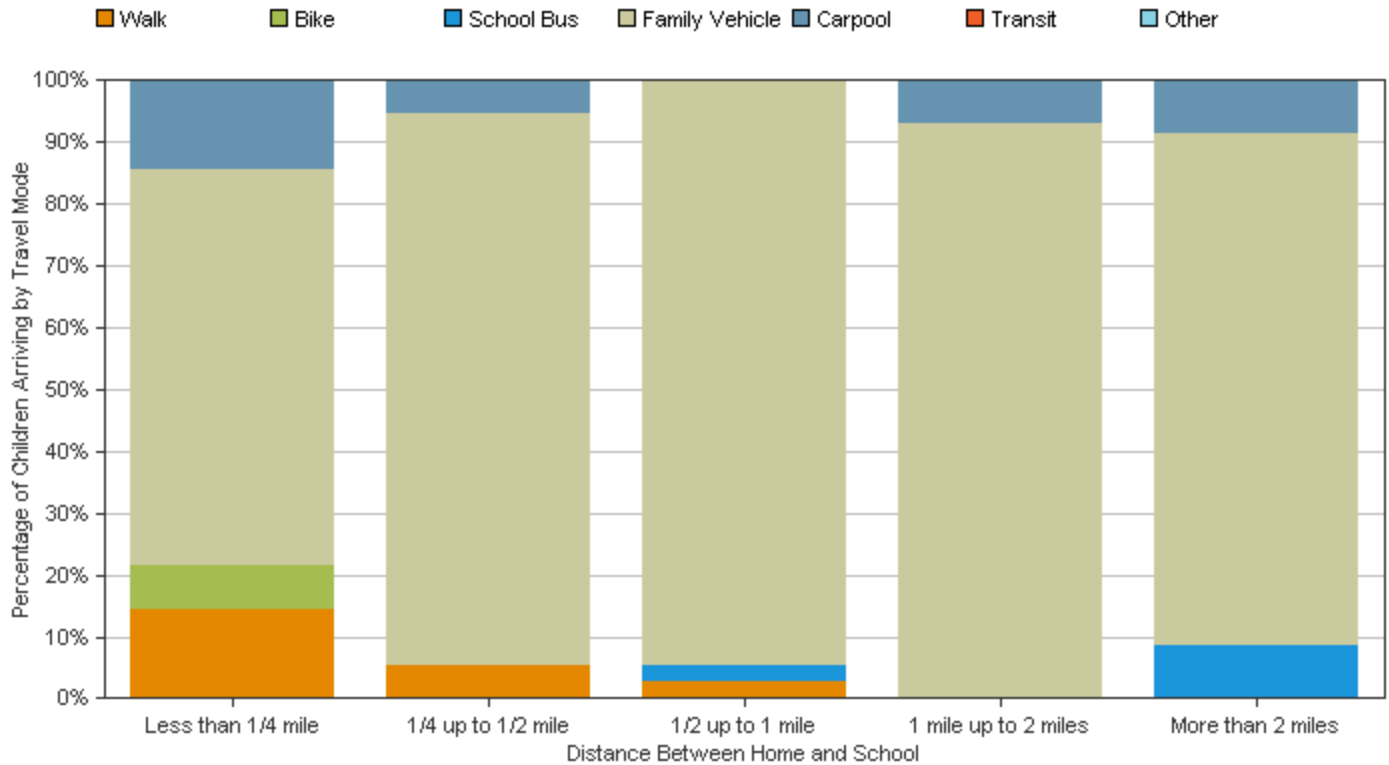


Number of Children by Distance They Live From School:

Distance from School	Number of Children
Less than 1/4 mile	14 (6.6%)
1/4 mile up to 1/2 mile	21 (10.0%)
1/2 mile up to 1 mile	39 (18.5%)
1 mile up to 2 miles	58 (27.5%)
More than 2 miles	73 (34.6%)
Don't know	6 (2.8%)
No response: 5	

(Percentages may not total 100% due to rounding.)

Percentage of Children by Travel Mode to School and Distance Between Home and School:



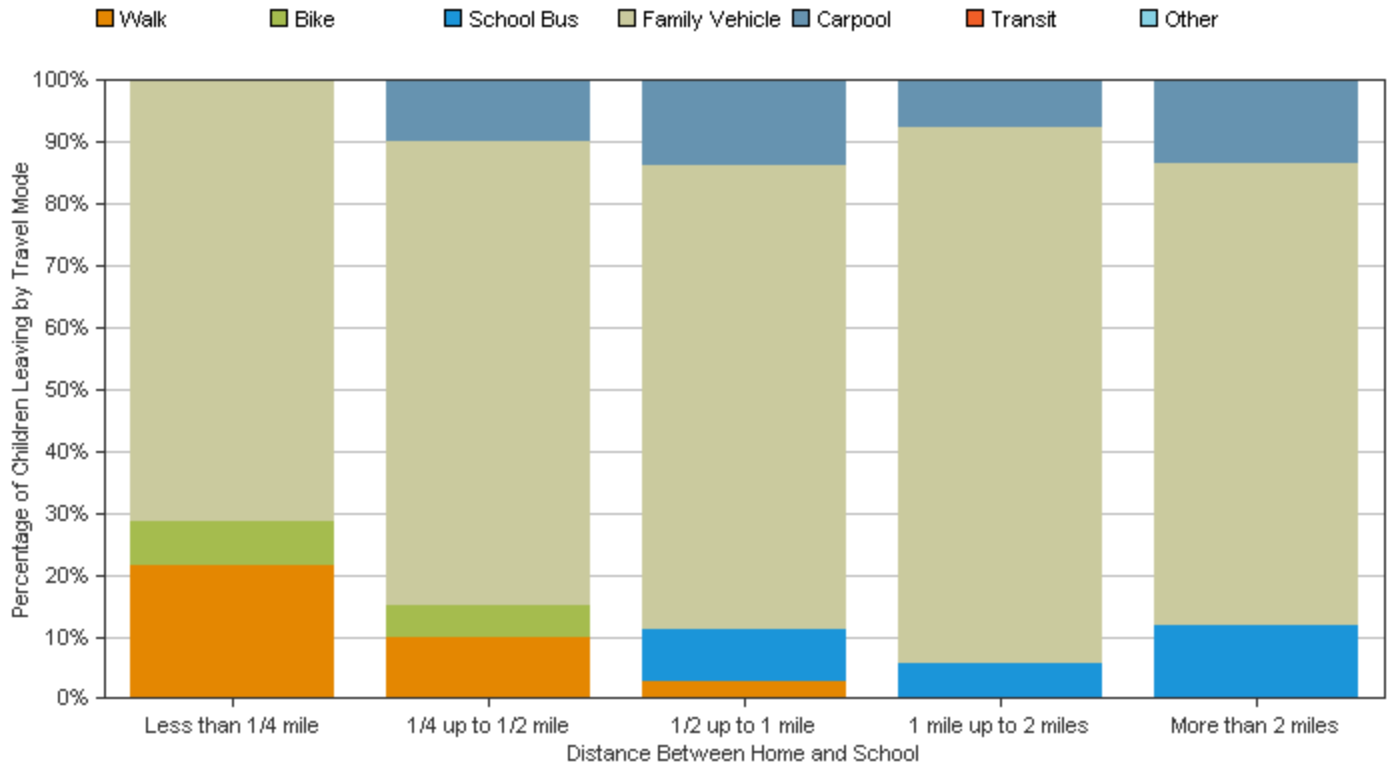
Number of Children by Travel Mode to School and Distance Between Home and School:

Mode	Less than 1/4 mile	1/4 mile up to 1/2 mile	1/2 mile up to 1 mile	1 mile up to 2 miles	More than 2 miles	Row Totals by Mode
Walk	2 (1.0%)	1 (0.5%)	1 (0.5%)	0 (0%)	0 (0%)	4 (2%)
Bike	1 (0.5%)	0 (0%)	0 (0%)	0 (0%)	0 (0%)	2 (1%)
School Bus	0 (0%)	0 (0%)	1 (0.5%)	0 (0%)	6 (2.9%)	11 (5.4%)
Family Vehicle	9 (4.4%)	17 (8.3%)	36 (17.6%)	53 (26.0%)	58 (28.4%)	174 (85.2%)
Carpool	2 (1.0%)	1 (0.5%)	0 (0%)	4 (2.0%)	6 (2.9%)	13 (6.4%)
Transit	0 (0%)	0 (0%)	0 (0%)	0 (0%)	0 (0%)	0 (0%)
Other	0 (0%)	0 (0%)	0 (0%)	0 (0%)	0 (0%)	0 (0%)
Column Totals by Distance	14 (6.9%)	19 (9.3%)	38 (18.6%)	57 (28%)	70 (34.2%)	

No Response: 12

(Percentages may not total 100% due to rounding.)

Percentage of Children by Travel Mode from School and Distance Between Home and School:



Number of Children by Travel Mode from School and Distance Between School and Home:

Mode	Less than 1/4 mile	1/4 mile up to 1/2 mile	1/2 mile up to 1 mile	1 mile up to 2 miles	More than 2 miles	Row Totals by Mode
Walk	3 (1.5%)	2 (1.0%)	1 (0.5%)	0 (0%)	0 (0%)	6 (3%)
Bike	1 (0.5%)	1 (0.5%)	0 (0%)	0 (0%)	0 (0%)	3 (1.5%)
School Bus	0 (0%)	0 (0%)	3 (1.5%)	3 (1.5%)	8 (4.1%)	17 (8.6%)
Family Vehicle	10 (5.1%)	15 (7.7%)	27 (13.8%)	46 (23.6%)	50 (25.6%)	149 (76.3%)
Carpool	0 (0%)	2 (1.0%)	5 (2.6%)	4 (2.1%)	9 (4.6%)	20 (10.3%)
Transit	0 (0%)	0 (0%)	0 (0%)	0 (0%)	0 (0%)	0 (0%)
Other	0 (0%)	0 (0%)	0 (0%)	0 (0%)	0 (0%)	0 (0%)
Column Totals by Distance	14 (7.1%)	20 (10.2%)	36 (18.4%)	53 (27.2%)	67 (34.3%)	

No Response: 21

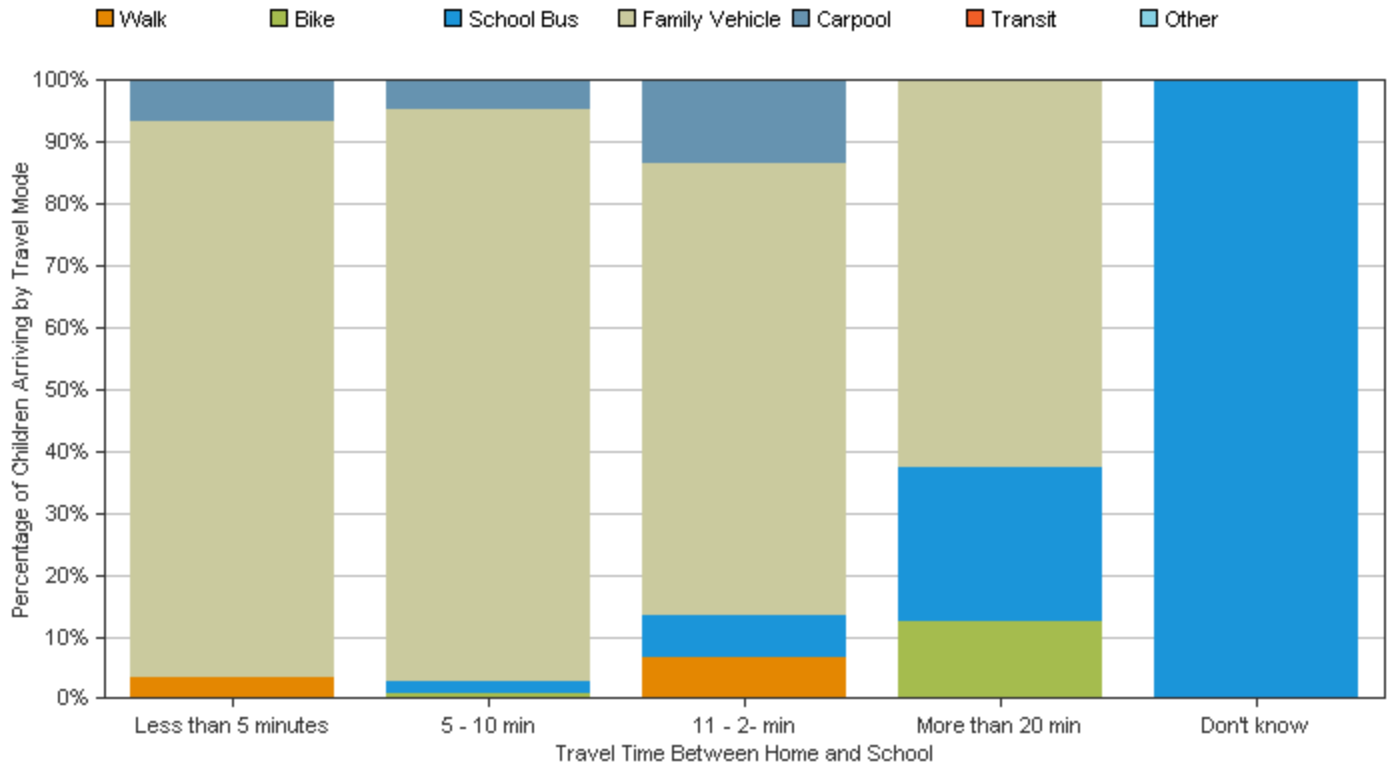
(Percentages may not total 100% due to rounding.)

Number of Children by School Arrival Travel Mode and Travel Time to School:

Travel Mode	Less than 5 min	5 - 10 min	11 - 20 min	More than 20 min	Don't know	Row Totals by Mode
Walk	2 (1.0%)	0 (0%)	2 (1.0%)	0 (0%)	0 (0%)	4 (2%)
Bike	0 (0%)	1 (0.5%)	0 (0%)	1 (0.5%)	0 (0%)	2 (1%)
School Bus	0 (0%)	2 (1.0%)	2 (1.0%)	2 (1.0%)	5 (2.4%)	11 (5.4%)
Family Vehicle	55 (26.4%)	96 (46.2%)	22 (10.6%)	5 (2.4%)	0 (0%)	178 (85.6%)
Carpool	4 (1.9%)	5 (2.4%)	4 (1.9%)	0 (0%)	0 (0%)	13 (6.2%)
Transit	0 (0%)	0 (0%)	0 (0%)	0 (0%)	0 (0%)	0 (0%)
Other	0 (0%)	0 (0%)	0 (0%)	0 (0%)	0 (0%)	0 (0%)
Column Totals by Time	61 (29.3%)	104 (50.1%)	30 (14.5%)	8 (3.9%)	5 (2.4%)	
<i>No Response: 8</i>						

(Percentages may not total 100% due to rounding.)

Percentage of Children by Travel Time to School and School Arrival Travel Mode:



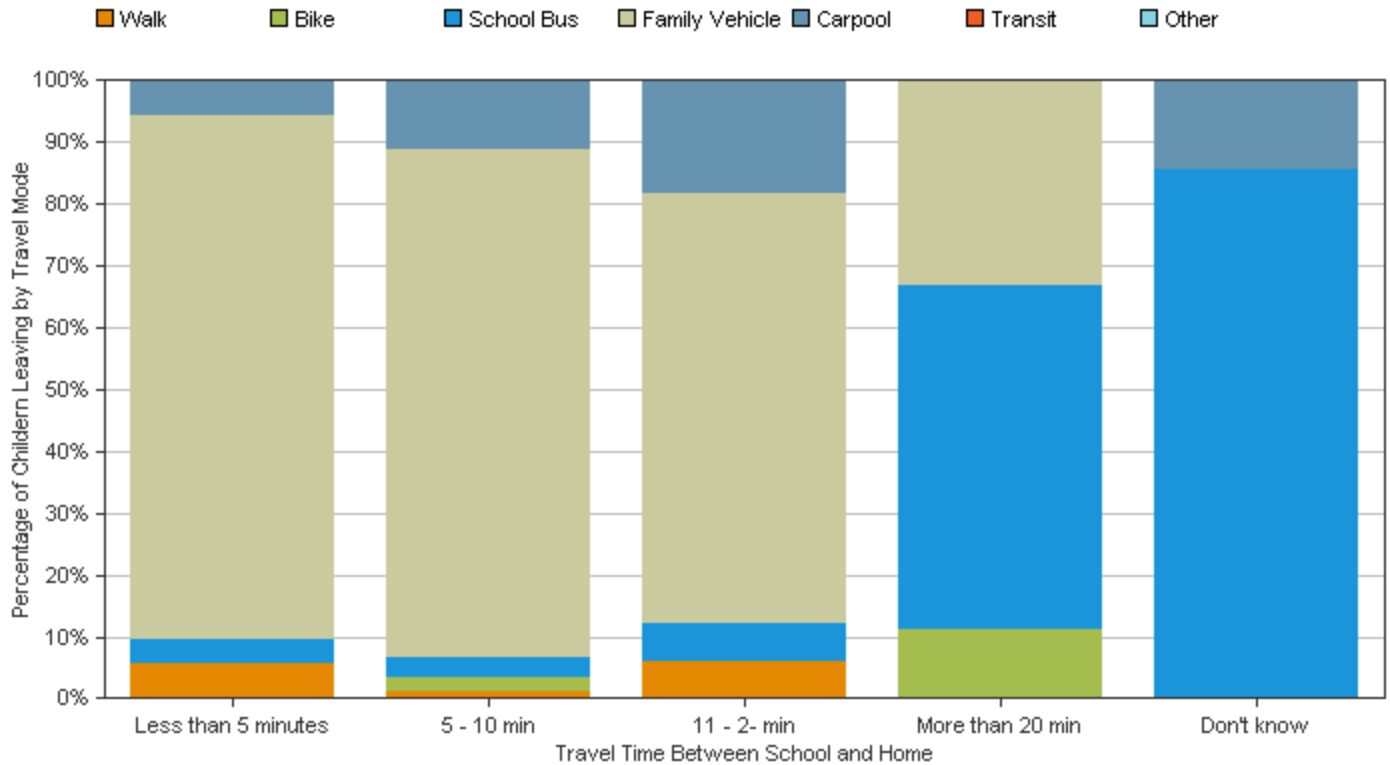
Number of Children by School Departure Mode and Travel Time from School:

Travel Mode	Less than 5 min	5 - 10 min	11 - 20 min	More than 20 min	Don't know	Row Totals by Mode
Walk	3 (1.6%)	1 (0.5%)	2 (1.0%)	0 (0%)	0 (0%)	6 (3.1%)
Bike	0 (0%)	2 (1.0%)	0 (0%)	1 (0.5%)	0 (0%)	3 (1.5%)
School Bus	2 (1.0%)	3 (1.6%)	2 (1.0%)	5 (2.6%)	6 (3.1%)	18 (9.3%)
Family Vehicle	45 (23.4%)	74 (38.5%)	23 (12.0%)	3 (1.6%)	0 (0%)	145 (75.5%)
Carpool	3 (1.6%)	10 (5.2%)	6 (3.1%)	0 (0%)	1 (0.5%)	20 (10.4%)
Transit	0 (0%)	0 (0%)	0 (0%)	0 (0%)	0 (0%)	0 (0%)
Other	0 (0%)	0 (0%)	0 (0%)	0 (0%)	0 (0%)	0 (0%)
Column Totals by Time	53 (27.6%)	90 (46.8%)	33 (17.1%)	9 (4.7%)	7 (3.6%)	

No Response: 24

(Percentages may not total 100% due to rounding.)

Percentage of Children by Travel Time from School and School Departure Travel Mode:



Number of Children Who Have Asked Their Parent for Permission to Walk or Bike to/from School in the Last Year Separated by Distance They Live from School:

Distance from School	Have Asked	Have Not Asked
Less than 1/4 mile	6 (2.9%)	7 (3.4%)
1/4 mile up to 1/2 mile	11 (5.4%)	9 (4.4%)
1/2 mile up to 1 mile	15 (7.3%)	22 (10.7%)
1 mile up to 2 miles	23 (11.2%)	34 (16.6%)
More than 2 miles	9 (4.4%)	63 (30.7%)

No Response: 11

(Percentages may not total 100% due to rounding.)

Grade When Parent Would Allow Child Walk or Bike to/from School without an Adult Separated by Distance They Live from School:

Grade	Less than 1/4 mile	1/4 mile up to 1/2 mile	1/2 mile up to 1 mile	1 mile up to 2 miles	More than 2 miles
Kindergarten	0 (0%)	0 (0%)	0 (0%)	0 (0%)	0 (0%)
1st Grade	0 (0%)	0 (0%)	0 (0%)	0 (0%)	0 (0%)
2nd Grade	1 (0.5%)	0 (0%)	0 (0%)	0 (0%)	0 (0%)
3rd Grade	0 (0%)	0 (0%)	0 (0%)	1 (0.5%)	1 (0.5%)
4th Grade	0 (0%)	3 (1.6%)	0 (0%)	2 (1.1%)	1 (0.5%)
5th Grade	2 (1.1%)	4 (2.2%)	5 (2.7%)	9 (4.9%)	1 (0.5%)
6th Grade	2 (1.1%)	2 (1.1%)	4 (2.2%)	4 (2.2%)	1 (0.5%)
7th Grade	2 (1.1%)	1 (0.5%)	6 (3.3%)	4 (2.2%)	2 (1.1%)
8th Grade	0 (0%)	3 (1.6%)	0 (0%)	7 (3.8%)	2 (1.1%)
Not at any Grade	6 (3.3%)	7 (3.8%)	18 (9.8%)	23 (12.6%)	53 (29.0%)

No Response: 33

(Percentages may not total 100% due to rounding.)

Issues which Affect Parent's Decision to Allow or Not Allow Their Child to Walk or Bike to/from School Separated by Children who Do and Do Not Already Walk or Bike To/From School:

Issue	Child walks/bikes to school	Child does not walk/bike to school
Distance	2 (66.7%)	98 (70.5%)
Convenience of driving	0 (0.0%)	27 (19.4%)
Time	0 (0.0%)	56 (40.3%)
Before/after-school activities	0 (0.0%)	28 (20.1%)
Traffic speed along route to school	1 (33.3%)	101 (72.7%)
Traffic volume along route	1 (33.3%)	102 (73.4%)
Adults to walk/bike with	1 (33.3%)	38 (27.3%)
Sidewalks or pathways	1 (33.3%)	32 (23.0%)
Safety of intersections & crossings	1 (33.3%)	103 (74.1%)
Crossing guards	0 (0.0%)	39 (28.1%)
Violence or crime	2 (66.7%)	95 (68.3%)
Weather or climate	1 (33.3%)	95 (68.3%)
Number of Respondents Per Category	3	139

No Response: 74

(Percentages may not total 100% due to rounding.)

For Parents Whose Children Do Not Walk or Bike to/from School, Number of Parents Responding to question: Would You Probably let Your Child Walk or Bike to/from School Issues Were Changed or Improved?

Issue	Number of parents reporting that:		
	Change Would affect decision	Change Would Not affect decision	Not Sure if change would affect decision
Distance	80 (41.5%)	88 (45.6%)	28 (14.5%)
Convenience of driving	32 (16.6%)	85 (44.0%)	19 (9.8%)
Time	58 (30.1%)	69 (35.8%)	13 (6.7%)
Before/after-school activities	34 (17.6%)	77 (39.9%)	11 (5.7%)
Traffic speed along route to school	84 (43.5%)	77 (39.9%)	29 (15.0%)
Traffic volume along route	87 (45.1%)	71 (36.8%)	28 (14.5%)
Adults to walk/bike with	58 (30.1%)	65 (33.7%)	13 (6.7%)
Sidewalks or pathways	44 (22.8%)	75 (38.9%)	19 (9.8%)
Safety of intersections & crossings	92 (47.7%)	75 (38.9%)	32 (16.6%)
Crossing guards	61 (31.6%)	60 (31.1%)	13 (6.7%)
Violence or crime	67 (34.7%)	74 (38.3%)	21 (10.9%)
Weather or climate	73 (37.8%)	83 (43.0%)	22 (11.4%)
Number of Respondents That Selected at Least 1 Issue: 193			
<i>No Response: 14</i>			

(Percentages may not total 100% due to rounding.)

Number of Parents Who Feel Their Child's School Encourages or Discourages Walking and Biking to/from School:

	Strongly Encourage	Encourage	Neutral	Discourage	Strongly Discourage
Number	9 (4.4%)	44 (21.4%)	148 (71.8%)	3 (1.5%)	2 (1.0%)
<i>No Response: 10</i>					

Number of Parents Reporting the Level of Fun Walking and Biking to/from School is for Their Child:

	Very Fun	Fun	Neutral	Boring	Very Boring
Number	28 (14.4%)	73 (37.4%)	88 (45.1%)	5 (2.6%)	1 (0.5%)
<i>No Response: 21</i>					

Number of Parents Reporting How Healthy Walking and Biking to/from School is for Their Child:

	Very Healthy	Healthy	Neutral	Unhealthy	Very Unhealthy
Number	93 (46.0%)	1 (0.5%)	38 (18.8%)	1 (0.5%)	0 (0%)
<i>No Response: 14</i>					

Parent Comments

This table displays the comments provided by parents as part of this Parent Survey. These comments have been entered in two ways — they may have been entered by the local program, or they may have been scanned and processed by the National Center for Safe Routes to School (NCSRTS). Comments scanned and processed by NCSRTS may have not been edited for content, spelling, and other typographical errors that may have as part of the scanning and handwriting recognition process.

Comments from: Washington Elementary

SurveyID	Comment
1675831	IF WE LIVED CLOSER TO SCHOOL AND THERE WERE NO CRIMES KIDNAPPING OR SEXUAL PREDATORS I WOULD CONSIDER IT AT AN EARLIER AGE THAT I HAVE PICKED FOR MY DAUGHTER CURRENTLY. SEEING AS HOW CRIME IS ONLY GETTING WORSE SHE WON'T WALK WITHOUT AN ADULT.
1675832	WE WOULD NOT FEEL COMFORTABLE WITH OUR KIDS WALKING/BIKING TO SCHOOL DUE TO TRAFFIC/SAFETY ETC LEAST UNTIL 10TH GRADE
1675833	TO GREAT A DISTANCE TO AND FROM SCHOOL. TOO MANY POSSIBLE PROBLEMS THROUGHOUT THIS DISTANCE.
1675834	EL NINO QUE TRAGO LA EACUESTA A CASA LE GUSTAN MUCHO LAS BICICLETAS PERO NO TIENE UNA BICICLETA SOLA MENTE UTILIZA EL BAS PARA IR Y VENIR DE LA ESCUELA.
1675835	I WISH MY SON (PLUS THREE MORE SIBLINGS WHO WILL SOON BE ATTENDING WASHINGTON) COULD TAKE THE BUS. IF MORE BUSING WERE OFFERED THERE WOULD BE LESS TRAFFIC ON DOLBEER AND YOU WOULDN'T HAVE THE DANGEROUS DOUBLE PARKING ETC THAT GOES ON.
1675836	BUSSING REALLY NEEDS TO BE A PARK OF EUREKA CITY SCHOOLS AGAIN.
1675837	I WOULD FEEL MORE COMFORTABLE WITH CROSSING GUARDS AT THE ENTERSECTION OF RUSSELL NOT JUST AT THE OTHER END
1675838	CHILD IS SPECIAL NEEDS-MAY NEVER WALK ALONE TO SCHOOL WE WILL HAVE TO WAIT AND SEE MATURITY
1675839	LIVE TOO FAR FOR MY CHILDREN TO WALK OR RIDE BIKES. AS WELL AS THEY WOULD HAVE TO RIDE ON THE FREEWAY!
1675840	CROSSWALK CLOSER TO THE GATE ON THE ZOO SIDE ALONG WITH A CROSSING GUARD WOULD BE VERY HELPFUL FOR KIDS GOING & LEAVING TO SCHOOL. MANY KIDS SEEM TO CROSS THE STREET @ THIS AREA. DRIVERS DON'T SEEM PEDESTRIAN FRIENDLY HERE AND OFTEN APPEAR AS IF THEY'RE GOING A LITTLE TOO FAST WHEN CHILDREN ARE PRESENT.
1675841	TO WALK IT TAKES 35-45 MIN BY CAR 5 MINUTES. WE BARELY MAKE IT ON TIME DRIVING. A LATER START TIME FOR SCHOOL WOULD HELP.
1675842	NO CROSSING GUARD @ W & HODGSON WAY TOO DANGEROUS!
1675843	IF THERE WERE BETTER BIKE LANES AROUND TOWN IF WOULD BE GREAT FOR KIDS TO BE ABLE TO RIDE THEIR BIKES TO SCHOOL. ALSO ADULTS ARE OFTEN TOO BUSY ON THEIR CELLPHONES ETC & NOT PAYING ATTENTION TO DRIVING SO THAT'S ANOTHER REASON THE ROADS AREN'T SAFE.
1675844	IF A 16 YR OLD GIRL CAN BE KIDNAPPED IN BROAD DAYLIGHT IN THIS TOWN I'M DEFINITELY NOT COMFORTABLE W/ A CHILD WALKING IN SCHOOL W/O AN ADULT

1675845	PROVIDE SAFE HOUSES ALONG CHILDREN'S ROUTES
1675846	THE WALK TO/FROM OUR HOUSE ISN'T REALLY AS MUCH OF AN ISSUE AS IS THE TRAFFIC IMMEDIATLY OUTSIDE OF WA SCHOOL. VERY INCONSIDERATE DRIVERS-PARENTS INCLUDED. I'VE SEEN SO MANY NEAR-ACCIDENTS ALMOST DAILY RIGHT INFRONT OF THE SCHOOL. THE SAFETY OF CHILDREN SHOULD BE OR # 1 PRIORITY!
1675847	MY MOM ALWAYS TOOK ME TO SCHOOL AND PICKED ME UP THIS WAS A GOOD TIME TO TALK ABOUT WHAT WAS GOING TO HAPPEN FOR THE DAY AND WHAT HAPPENED AT SCHOOL. WE ARE STILL VERY CLOSE TODAY THIS MAKES ME FEEL SAFE WITH MY CHILD
1675848	PEOPLE DRIVE VERY CRAZY AROUND THE SCHOOL!
1675849	MY SON AND I WALK BIKE OR STATE HOME ALMOST EVERYDAY FROM SCHOOL. I AM NOT REALLY ABLE TO DO THIS IN THE MORNING DUE TO TIME CONSTRAINTS.
1675850	I HAVE 2 GIRLS ON HIGH-SO THAT'S WHY WE DRIVE-I DROP MY SON OFF A WASHINGTON THEN TAKE THE GIRLS TO THE NIGHT SCHOOL.
1675851	MY MAIN CONCERN IS KIDNAPPERS MOLESTERS BULLIES AND MAYBE SOME PEOPLE DRIVING. SOMEDAY I MIGHT JUST LET THEM GO. I THINK.
1675852	IF WE LIVED WITHIN A FEW BLOCKS OF WASHINGTON WE WOULD WALK TO SCHOOL TOGETHER. I WOULD NEVER LET MY CHILDREN WALK TO SCHOOL UNESCORTED.
1675853	THERE NEEDS TO BE A STOP LIGHT AT DOLBEER & HARRISON! WE LIVE 3 BLOCKS FROM THE SCHOOL AND THE CROSSING IS WAY TO DANGEROUS!
1675854	BEFORE MOVING AWAY FROM THE SCHOOL. WE OFTEN WALKED TO/FROM SCHOOL.
1675855	THERE IS NOT ENOUGH SCHOOL SUPERVISION AT THE POINT OF WHERE VEHICLES DROP OFF & P/U CHILDREN. I DO NOT FEEL MY CHILD IS SAFE MY CHILD IS SAFE TO GET TO SCHOOL ON HER OWN. TEHRE IS NOT SUFFICIENT MONITORING OF WHOS PICKING UP CHILDREN AND WHO'S JUST PARKED. THERE ARE PEDIFILES AROUND AND THEY DO LOOK FOR THESE WEAKNESSES.
1675856	JUST THAT WE NEED A CROSSING GUARD. PREFERABLY ARTHUR POPE. HE IS GREAT WITH THE KIDS AND A VOLUNTEER FIREFIGHTER SO IF PROBLEM HE IS RIGHT ON SCENE.
1675857	I DO NOT BELIEVE WE LIVE IN A CITY SAFE FOR A CHILD NOT IN HIGH SCHOOL TO WALK OR BIKE TO SCHOOL. WE AS A FAMILY DO PHYSICAL ACTIVITIES TOGETHER SAFETY AFTER SCHOOL AND ON WEEKENDS. FAMILY TIME!!!
1675858	EVEN THOUGH WE LIVE FAIRLY CLOSE TO OUR SCHOOL I AM ONE OF THOSE OVERPRODUCTIVE PARENTS WHOM WORRIES ABOUT CHILDREN WALKING TO SCHOOL FOR MULTIPLE REASONS. THANKS.
1675859	EUREKA DOES NTO HAVE THE KIND OF WEATHER TO ALWAYS WALK TO SCHOOL WHEN POSSIBLE I THINK EVERYONE WOULD!
1675860	I WOULD LIKE MY CHILD TO RIDE A BUS I ASKED THE PRINCIPAL & SHE WAS SUPPOSE TO GET BACK TO ME ABOUT MY GRANDCHILD RIDING BUS. WE SOMETIMES HAVE HARD TIME GETTING TO SCHOOL.
1675861	WE LIVE TOO FAR & TRAFFIC & SAFETY ARE OF GREAT CONCERN. I'D RATHER TAKE MY CHILD SAFELY TO SCHOOL & HAVE THEM GET THEIR EXERCISE PLAYING SPORTS.
1675862	SHE IS DRIVEN TO/FROM SCHOOL BECAUSE IT IS ON THE WAY TO PLACES WE (HER PARENTS) HAVE TO DRIVE.

1675863	CHILD LIVES HALF THE TIME AT HER DADS HOME.
1675864	I WOULD WALK MY 2 CHILDREN TO SCHOOL WHEN WEATHER IS NICE BUT MY SON IS 3 YEARS OLD AND I HAVE TO DRIVE HIM 2 MILES UP THE ROAD TO DAYCARE.
1675865	MY DAUGHTER IS STILL TOO YOUNG.
1675866	WOULD LOVE TO LET KIDS WALK/RIDE BIKES TO SCHOOL. THE INTERSECTIONS ARE TOO BUSY WITH TRAFFIC.
1675867	UNLESS AN ADULT I KNOW (OR MYSELF) WAS ABLE TO WALK THEM TO SCHOOL-IT DOESN'T MATTER HOW CLOSE I LIVE. THERE IS NOT ENOUGH STAFF/VOL OUTSIDE THE SCHOOL IN THE AM FOR ME TO FEEL SAFE THEY WILL ALWAYS MAKE IT TO CLASS-ESPECIALLY WITH VEHICLES COMING AND GOING AND NO ONE TO MONITOR THEM TO MAKE SURE THEY ARE NOT GOIN TO TAKE MY CHILD.
1675868	PEOPLE DRIVE WAY TOO FAST IN OUR SCHOOL ZONE TO WOULD NOT FEEL GOOD ABOUT MY CHILD IN A CROSSWALK BECAUSE MANY DRIVERS DON'T OBEY THE LAWS!
1675869	I WOULD LIKE TO SEE A SAFE & SEZURE LOCATION FOR MY CHILD TO STORE HIS BICYCLE & HELMET DURING THE SCHOOL DAY
1675870	NEED A CROSSING GUARD'S FOR BIG HEAVY STREETS & TRAFFIC & COPS TO DRIVE AROUND THE NEIGHBORHOOD THAT KIDS OR WALKING TO & FROM.
1675871	WE LIVE TOO FAR-IT'S ALWAYS RAINY & IT'S A VERY BUSY 2 LANE ROAD W/ A 45+ MILES PER HOUR SPEED LIMIT-NOT GOING TO HAPPEN
1675872	WE LIVE TOO FAR AWAY AND IT IS NOT SAFE FOR MY CHILDREN TO WALK OR RIDE THEIR BIKES AROUND THE GOLF COURSE.
1675873	I WOULD LET MY SON RIDE TO SCHOOL IF THERE WAS A CLASS THAT INCLUDED A CERTIFICATE FOR BICYCLE SAFETY. THEN I WOULD KNOW MY SON UNDERSTOOD THE RULES FOR BICYCLES & HOW TO BE CAUTIOUS IN TRAFFIC A CLASS IN NOT TALKING TO STRANGERS WOULD BE A PLUS.
1675874	IF WE LIVED CLOSER TO SCHOOL I MIGHT LET HTME WALK/OR RIDE. BUT UNTIL THEN I WILL KEEP DRIVING. THEY GET ALOT OF EXERCISE EVERYDAY.
1675875	THANK YOU FOR BEING INTERESTING IN MY THOUGHTS.
1675876	YO PIENSO QUE MIENTRAS HAIGEI UNA MANEJA EN QUE NUESTROS HIJOS VAYAN ALA ESCUELA (YASEA BUS O CARRO) NO HAY NECECIDAD DE ANDAR EN VICICLETA O CAMINAR PODRIA SER PELIGROSO POR EL TRANCITO.
1675877	I FEEL MOST COMFORTABLE TAKING & PICKING UP MY CHILD FROM SCHOOL ON MY OWN ACCORD SO I KNOW THEY ARE ARRIVING & LEAVING SAFE.
1675878	IF WE LIVED CLOSER TO SCHOOL I WOULD WALK HER BUT WE LIVE TOO FAR AWAY RIGHT NOW.
1675879	IT WOULD BE GREAT IF WE LIVED CLOSER
1675880	DISTANCE AFFECTS MY DECISION GREATLY BECAUSE WE LIVE A BIT AWAY FROM SCHOOL AND HE IS TOO YOUNG TO GO SO FAR ALONE.
1675881	I WOULD NOT LET MY CHILD WALK OR BIKE TO SCHOOL ON HER OWN BECAUSE I DO NOT TRUST PEOPLE THAT I DON'T KNOW ALONG THE ROUTE OR PEOPLE DRIVING ON THE ROAD.
1675882	I WOULD ONLY LET MY CHILD WALK WITH ANOTHER PERSON. (CHILD OR ADULT). NO MATTER THE SAFETY UPGRADES OR IMPROVMENTS MY CHILD WILL NEVER WALK/BIKE ALONE.

1675883	TOO FAR FOR CHILD TO RIDE OR WALK
1675884	THE DISTANCE FROM OUR HOME AND AGE OF OUR STUDENT REMAIN AS MAJOR CONCERNS FOR WALKING OR BIKING HOME.
1675885	EXPECTING A KINDERGARTNER TO BICYCLE BETWEEN 1.5 AND 2/0 MILES TO SCHOOL WOULD BE A BIT LUDICROUS RIGHT?
1675886	WASHINGTON IS K-5TH GRADE I BELIEVE
1675899	NO
1675914	QUESTION #11 - HOW CAN YOU CHANGE CRIME AND PREDATORS?
1675982	QUESTION #9 - WALKING ALONE
1675987	QUESTION #15 - NO SCHOOL
1676012	QUESTION #6 - W/AN ADULT
1676038	MY CHILD IS IN KINDERGARDEN
1676043	QUESTION #9 - TOO FAR TO MANY BUSY STREETS

End of Report