Student Travel Tally Report: One School in One Data Collection Period

School Name: South Fortuna Elementary School

Set ID: 21491

School Group: Fortuna Union School District

Month and Year Collected: September 2016

School Enrollment: 0

Date Report Generated: 04/14/2017

% of Students reached by SRTS activities: Don't Know

Tags:

Number of Classrooms Included in Report: 11

This report contains information from your school's classrooms about students' trip to and from school. The data used in this report were collected using the in-class Student Travel Tally questionnaire from the National Center for Safe Routes to School.

Morning and Afternoon Travel Mode Comparison

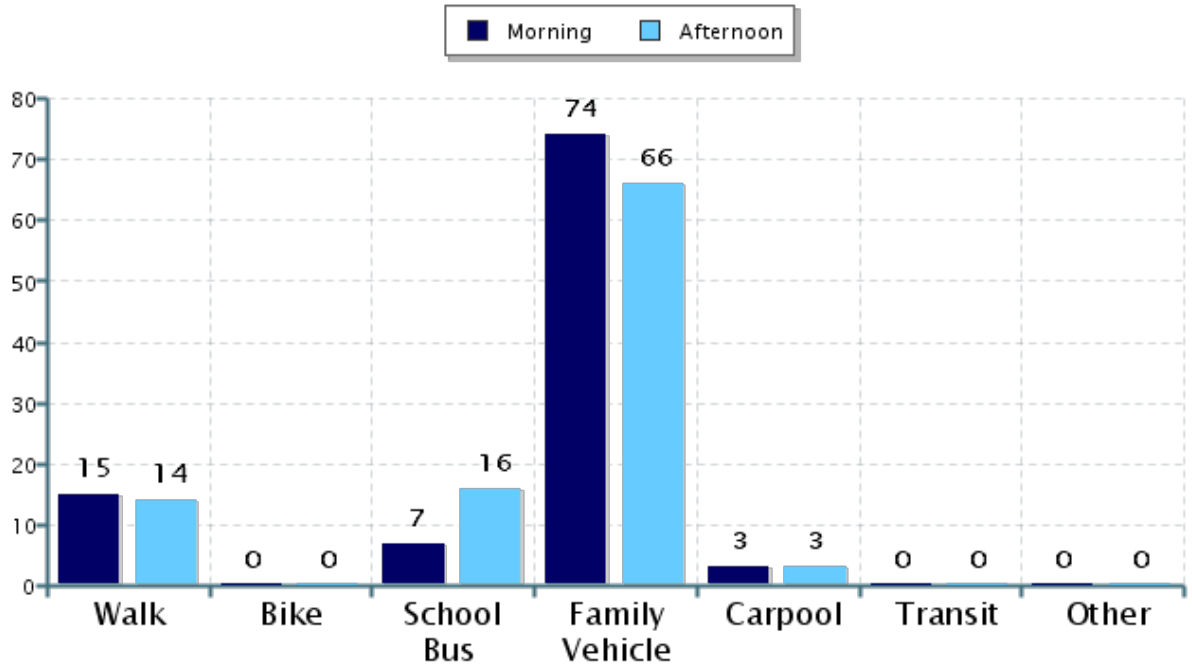

Morning and Afternoon Travel Mode Comparison

	Number of Trips	Walk	Bike	School Bus	Family Vehicle	Carpool	Transit	Other
Morning	514	15%	0.2%	7%	74%	3%	0%	0.2%
Afternoon	474	14%	0%	16%	66%	3%	0%	0.2%

Percentages may not total 100% due to rounding.

Morning and Afternoon Travel Mode Comparison by Day

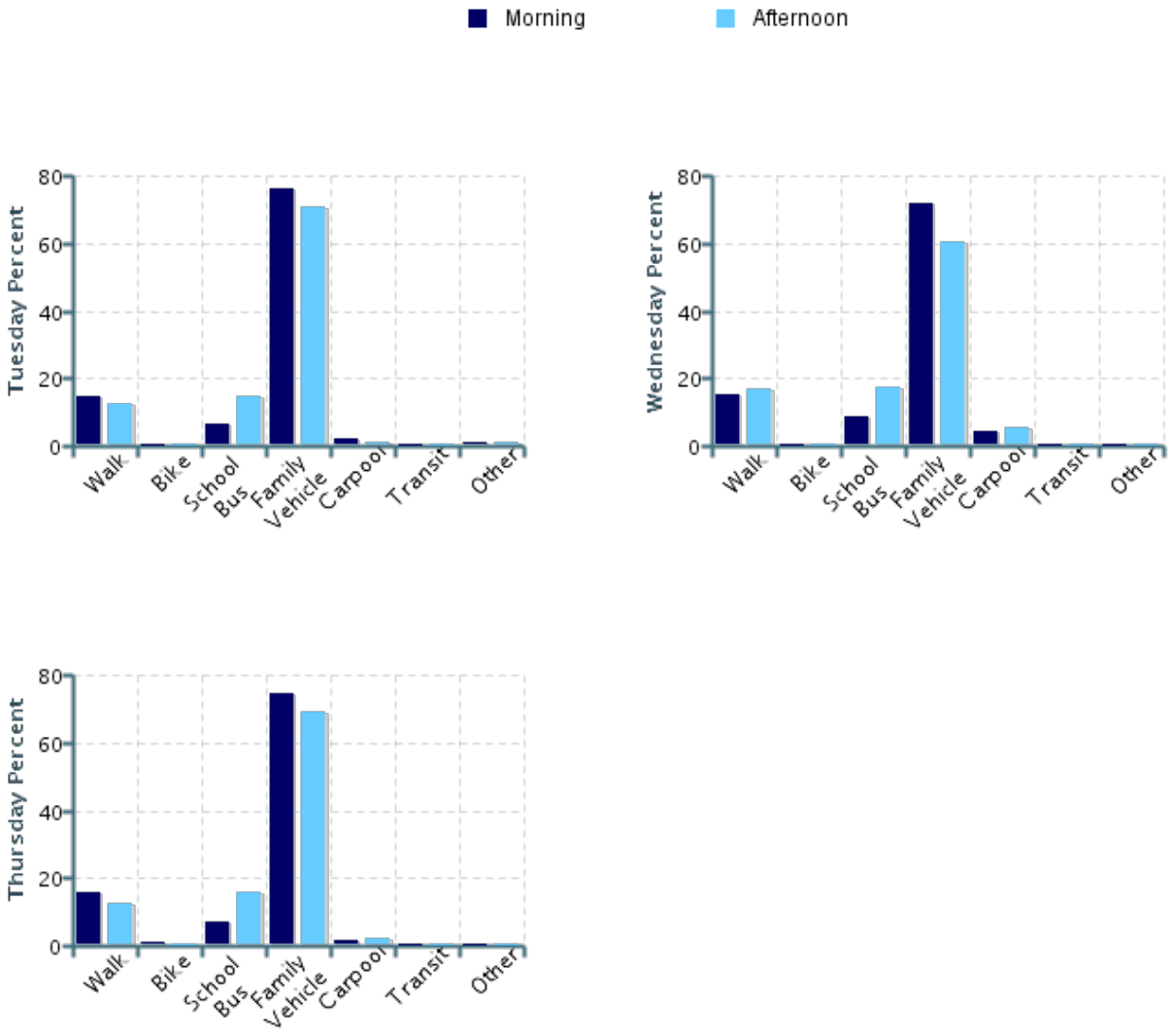

Morning and Afternoon Travel Mode Comparison by Day

	Number of Trips	Walk	Bike	School Bus	Family Vehicle	Carpool	Transit	Other
Tuesday AM	189	15%	0%	6%	76%	2%	0%	0.5%
Tuesday PM	168	13%	0%	15%	71%	1%	0%	0.6%
Wednesday AM	198	15%	0%	9%	72%	5%	0%	0%
Wednesday PM	180	17%	0%	17%	61%	6%	0%	0%
Thursday AM	127	16%	0.8%	7%	75%	2%	0%	0%
Thursday PM	126	13%	0%	16%	69%	2%	0%	0%

Percentages may not total 100% due to rounding.

Travel Mode by Weather Conditions

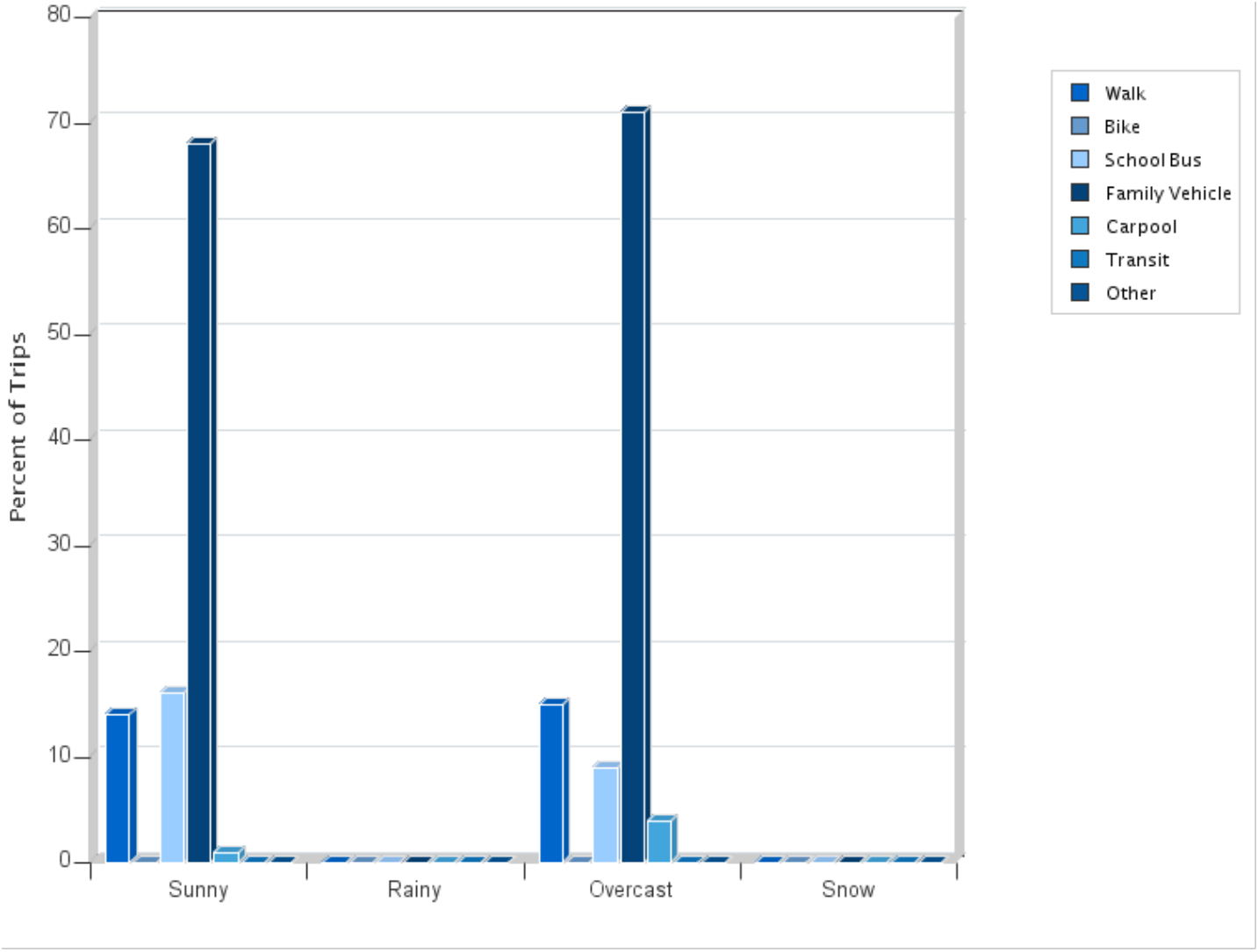

Travel Mode by Weather Condition

Weather Condition	Number of Trips	Walk	Bike	School Bus	Family Vehicle	Carpool	Transit	Other
Sunny	381	14%	0%	16%	68%	1%	0%	0.3%
Rainy	0	0%	0%	0%	0%	0%	0%	0%
Overcast	568	15%	0.2%	9%	71%	4%	0%	0.2%
Snow	0	0%	0%	0%	0%	0%	0%	0%

Percentages may not total 100% due to rounding.