# Parent Survey Report: One School in One Data Collection Period

**School Name:** South Fortuna Elementary School

**Set ID:** 15334

**School Group:** Fortuna Union School District

**Month and Year Collected:** October 2016

**School Enrollment:** 0

**Date Report Generated:** 04/14/2017

**% Range of Students Involved in SRTS:** Don't Know

**Tags:**

**Number of Questionnaires Distributed:** 0

**Number of Questionnaires Analyzed for Report:** 98

This report contains information from parents about their children's trip to and from school. The report also reflects parents' perceptions regarding whether walking and bicycling to school is appropriate for their child. The data used in this report were collected using the Survey about Walking and Biking to School for Parents form from the National Center for Safe Routes to School.

## Sex of children for parents that provided information

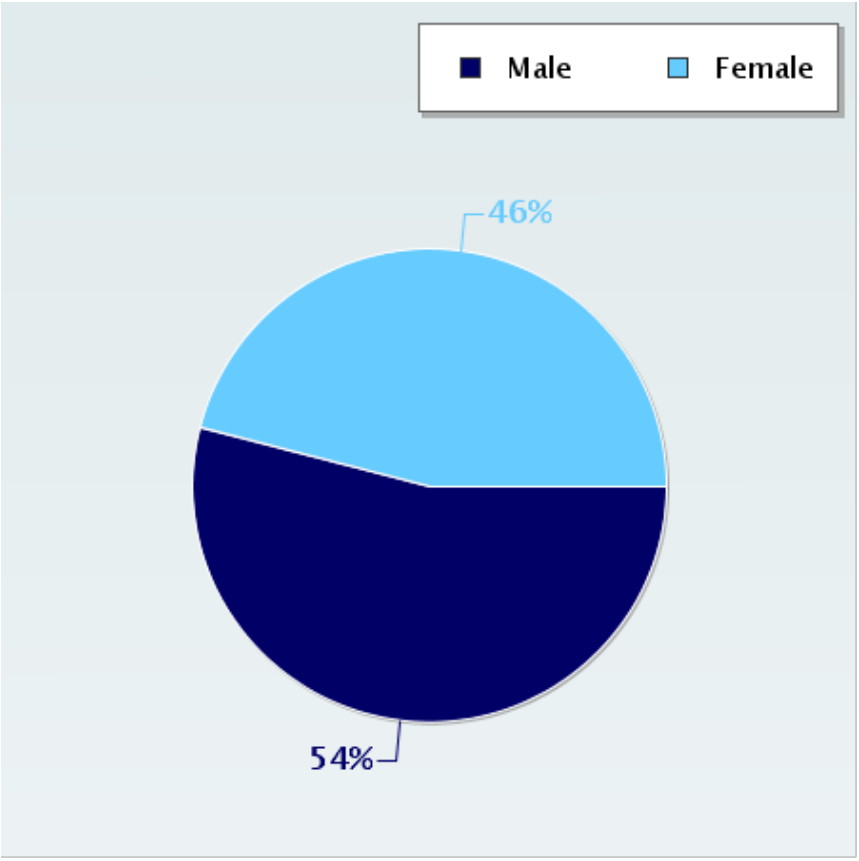

Grade levels of children represented in survey

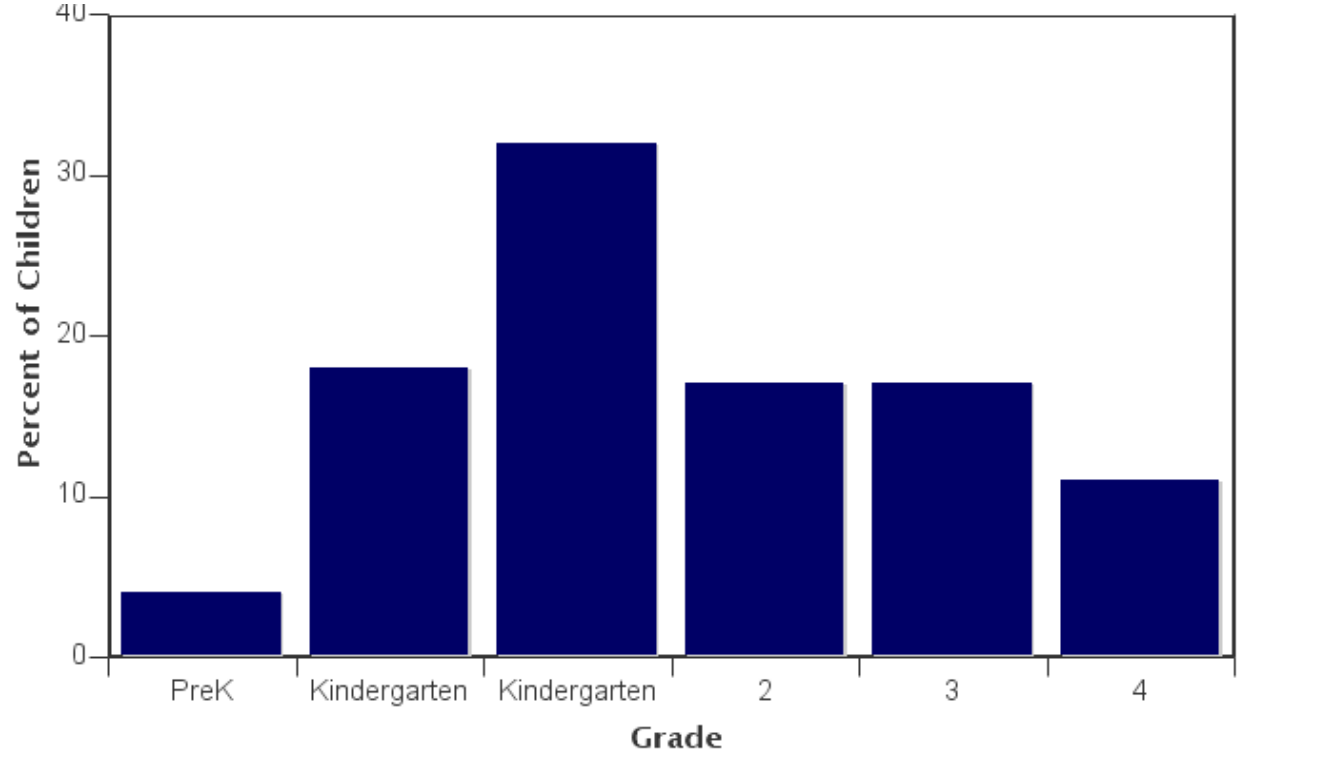


Grade levels of children represented in survey

| Grade in School | Responses per grade | |
|---|---|---|
| | Number | Percent |
| PreK | 4 | 4% |
| Kindergarten | 17 | 18% |
| 1 | 30 | 32% |
| 2 | 16 | 17% |
| 3 | 16 | 17% |
| 4 | 10 | 11% |

No response: 0
Percentages may not total 100% due to rounding.

Parent estimate of distance from child's home to school

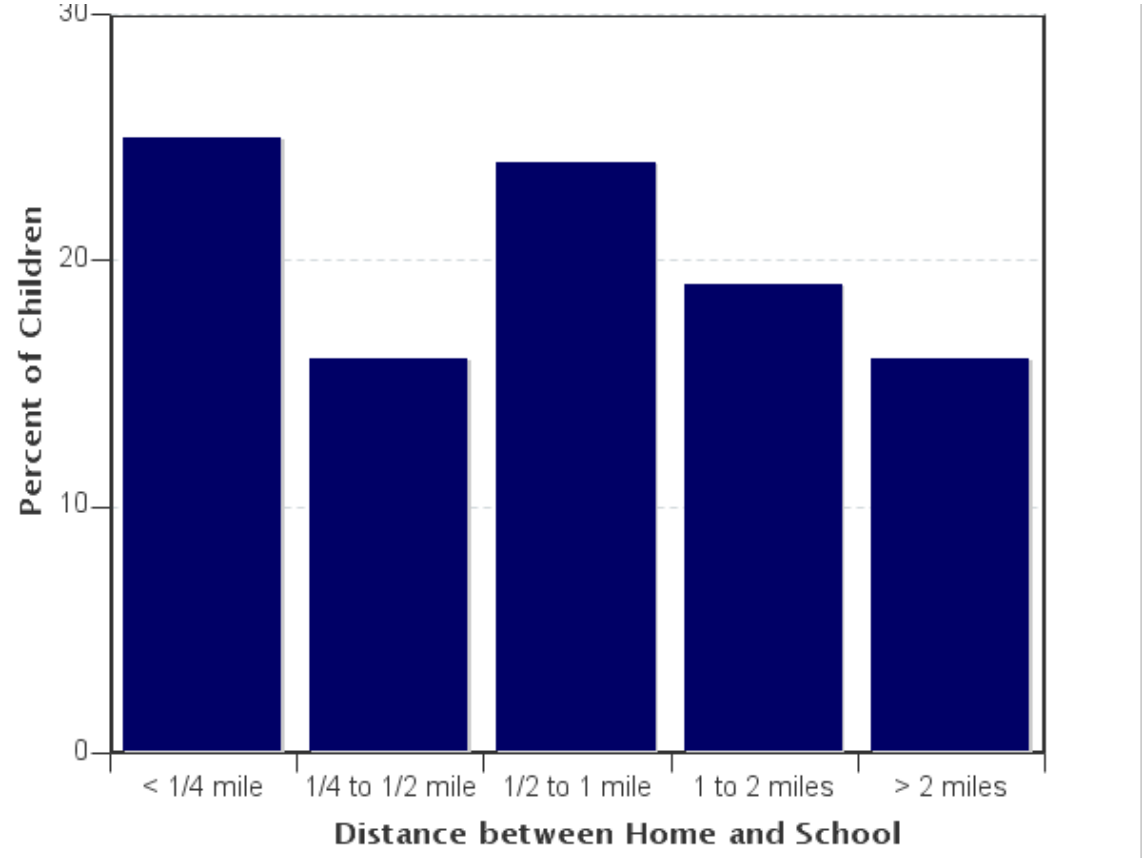


Parent estimate of distance from child's home to school

| Distance between home and school | Number of children | Percent |
|---|---|---|
| Less than 1/4 mile | 20 | 25% |
| 1/4 mile up to 1/2 mile | 13 | 16% |
| 1/2 mile up to 1 mile | 19 | 24% |
| 1 mile up to 2 miles | 15 | 19% |
| More than 2 miles | 13 | 16% |

Don't know or No response: 18
Percentages may not total 100% due to rounding.

## Typical mode of arrival at and departure from school

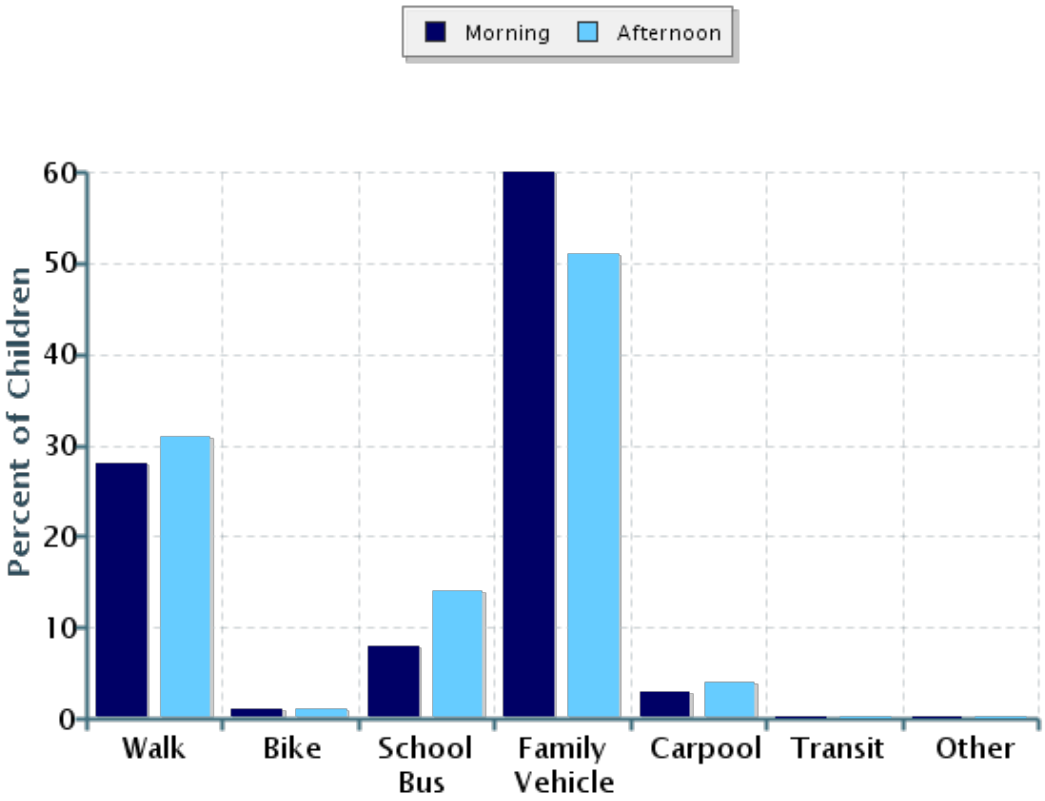


## Typical mode of arrival at and departure from school

| Time of Trip | Number of Trips | Walk | Bike | School Bus | Family Vehicle | Carpool | Transit | Other |
|---|---|---|---|---|---|---|---|---|
| Morning | 89 | 28% | 1% | 8% | 60% | 3% | 0% | 0% |
| Afternoon | 85 | 31% | 1% | 14% | 51% | 4% | 0% | 0% |

No Response Morning: 9
No Response Afternoon: 13
Percentages may not total 100% due to rounding.

## Typical mode of school arrival and departure by distance child lives from school

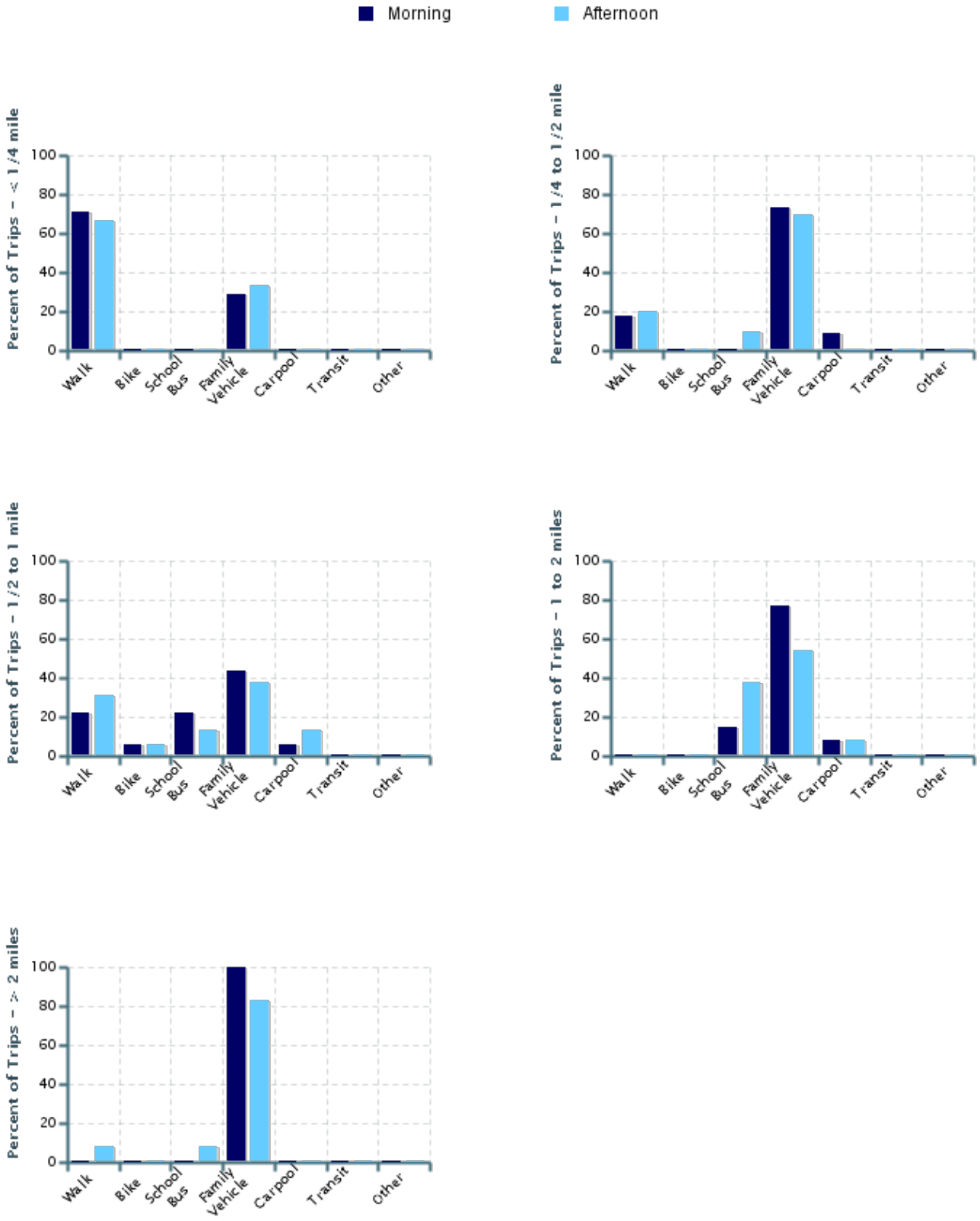

## Typical mode of school arrival and departure by distance child lives from school

### School Arrival

| Distance | Number within Distance | Walk | Bike | School Bus | Family Vehicle | Carpool | Transit | Other |
|---|---|---|---|---|---|---|---|---|
| Less than 1/4 mile | 17 | 71% | 0% | 0% | 29% | 0% | 0% | 0% |
| 1/4 mile up to 1/2 mile | 11 | 18% | 0% | 0% | 73% | 9% | 0% | 0% |
| 1/2 mile up to 1 mile | 18 | 22% | 6% | 22% | 44% | 6% | 0% | 0% |
| 1 mile up to 2 miles | 13 | 0% | 0% | 15% | 77% | 8% | 0% | 0% |
| More than 2 miles | 12 | 0% | 0% | 0% | 100% | 0% | 0% | 0% |

Don't know or No response: 27
Percentages may not total 100% due to rounding.

### School Departure

| Distance | Number within Distance | Walk | Bike | School Bus | Family Vehicle | Carpool | Transit | Other |
|---|---|---|---|---|---|---|---|---|
| Less than 1/4 mile | 18 | 67% | 0% | 0% | 33% | 0% | 0% | 0% |
| 1/4 mile up to 1/2 mile | 10 | 20% | 0% | 10% | 70% | 0% | 0% | 0% |
| 1/2 mile up to 1 mile | 16 | 31% | 6% | 13% | 38% | 13% | 0% | 0% |
| 1 mile up to 2 miles | 13 | 0% | 0% | 38% | 54% | 8% | 0% | 0% |
| More than 2 miles | 12 | 8% | 0% | 8% | 83% | 0% | 0% | 0% |

Don't know or No response: 29
Percentages may not total 100% due to rounding.

Percent of children who have asked for permission to walk or bike to/from school by distance they live from school

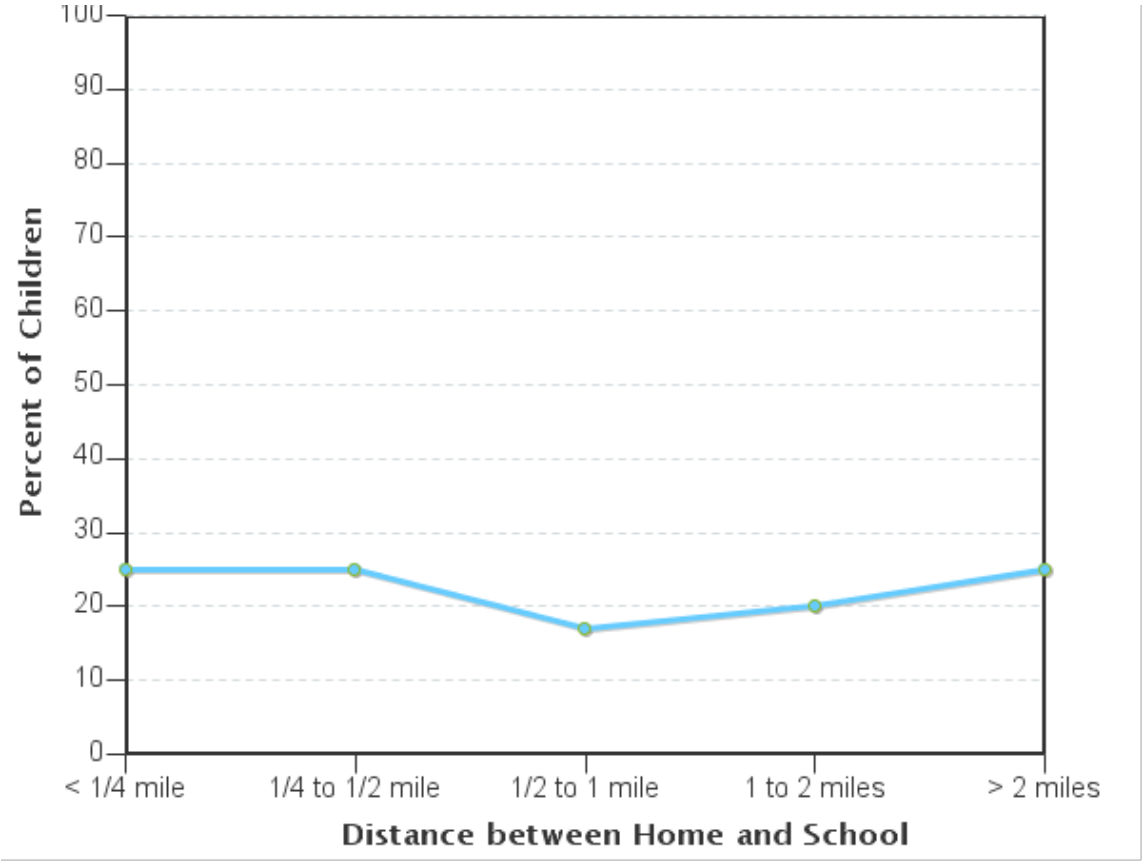


Percent of children who have asked for permission to walk or bike to/from school by distance they live from school

| Asked Permission? | Number of Children | Less than 1/4 mile | 1/4 mile up to 1/2 mile | 1/2 mile up to 1 mile | 1 mile up to 2 miles | More than 2 miles |
|---|---|---|---|---|---|---|
| Yes | 16 | 25% | 25% | 17% | 20% | 25% |
| No | 57 | 75% | 75% | 83% | 80% | 75% |

Don't know or No response: 25
Percentages may not total 100% due to rounding.

Issues reported to affect the decision to not allow a child to walk or bike to/from school by parents of children who do not walk or bike to/from school

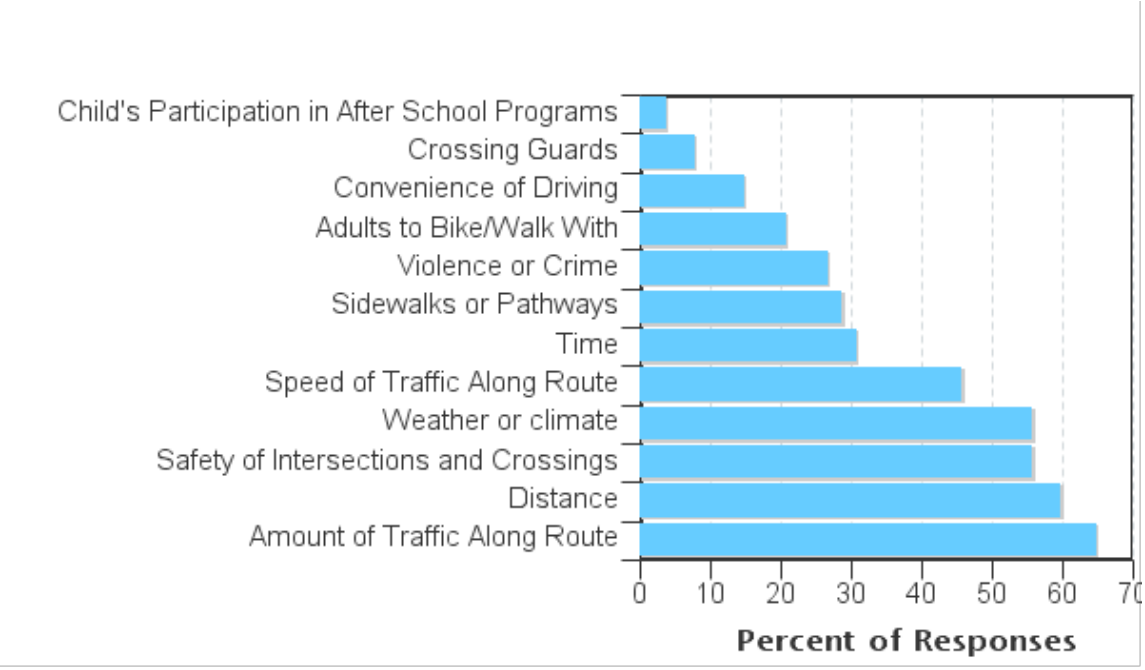


Issues reported to affect the decision to allow a child to walk or bike to/from school by parents of children who already walk or bike to/from school

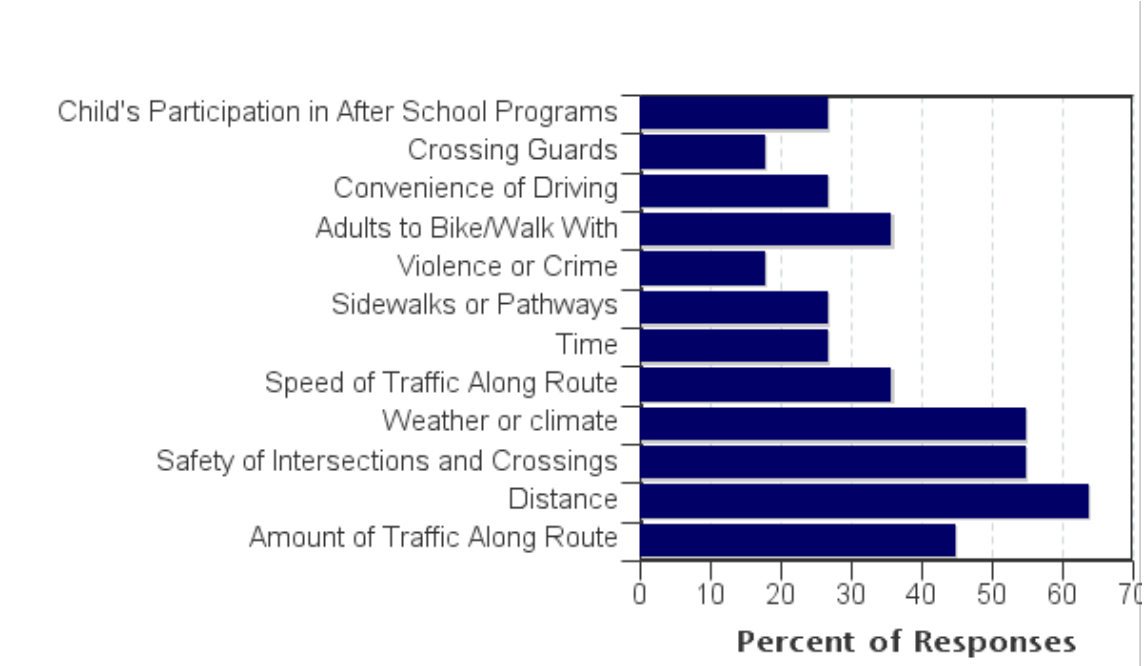

## Issues reported to affect the decision to allow a child to walk or bike to/from school by parents of children who already walk or bike to/from school

| Issue | Child does not walk/bike to school | Child walks/bikes to school |
|---|---|---|
| Amount of Traffic Along Route | 65% | 45% |
| Distance | 60% | 64% |
| Safety of Intersections and Crossings | 56% | 55% |
| Weather or climate | 56% | 55% |
| Speed of Traffic Along Route | 46% | 36% |
| Time | 31% | 27% |
| Sidewalks or Pathways | 29% | 27% |
| Violence or Crime | 27% | 18% |
| Adults to Bike/Walk With | 21% | 36% |
| Convenience of Driving | 15% | 27% |
| Crossing Guards | 8% | 18% |
| Child's Participation in After School Programs | 4% | 27% |
| **Number of Respondents per Category** | **52** | **11** |

No response: 35
Note:
--Factors are listed from most to least influential for the 'Child does not walk/bike to school' group.
--Each column may sum to > 100% because respondent could select more than issue
--The calculation used to determine the percentage for each issue is based on the 'Number of Respondents per Category' within the respective columns (Child does not walk/bike to school and Child walks/bikes to school.) If comparing percentages between the two columns, please pay particular attention to each column's number of respondents because the two numbers can differ dramatically.

Parents' opinions about how much their child's school encourages or discourages walking and biking to/from school

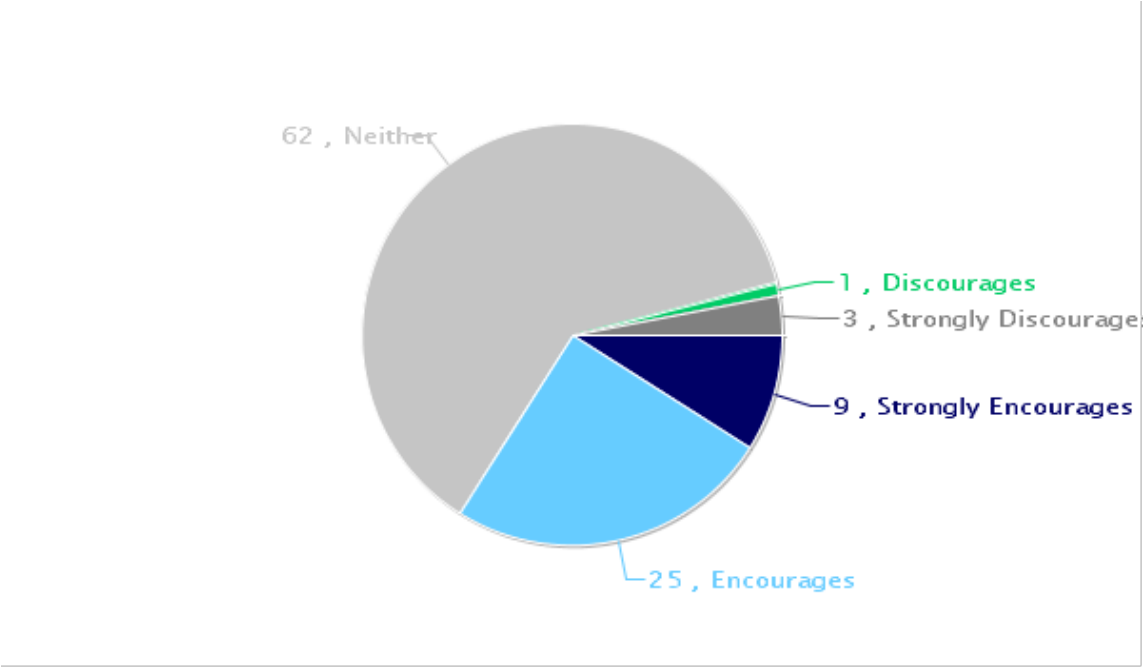


Parents' opinions about how much fun walking and biking to/from school is for their child

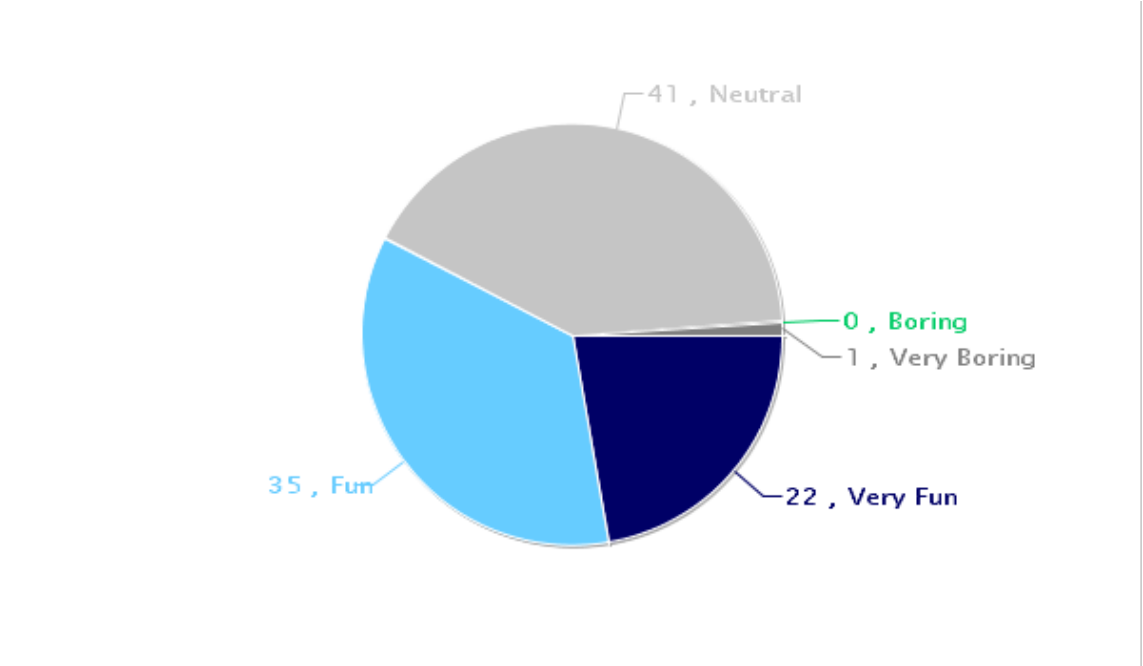

Parents' opinions about how healthy walking and biking to/from school is for their child

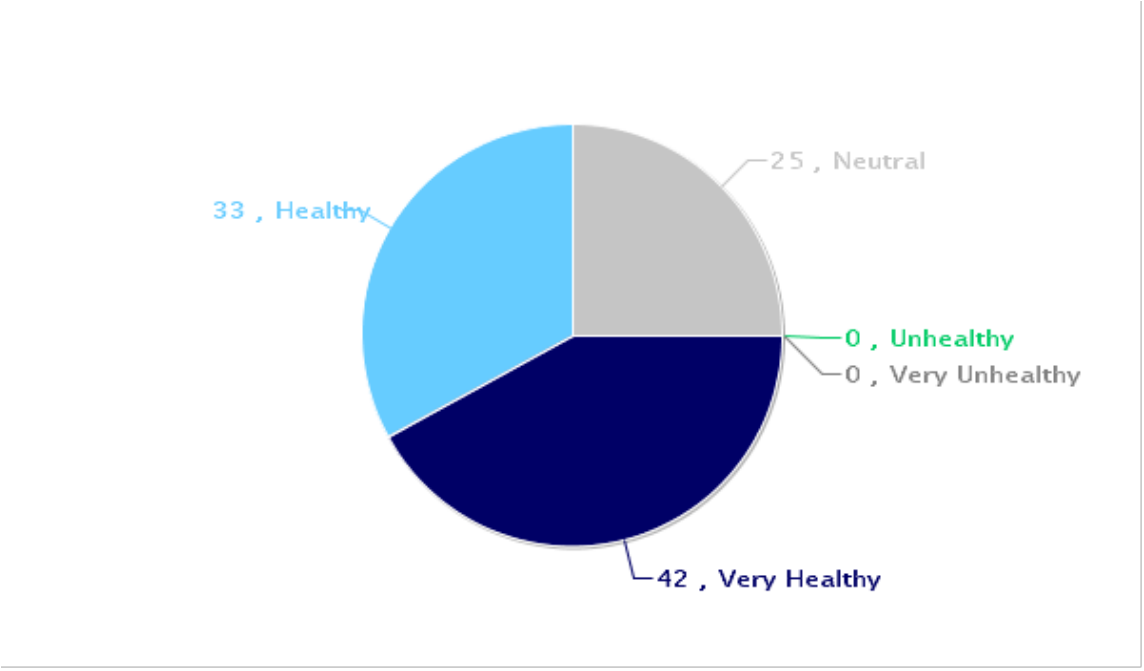

## Comments Section

| SurveyID | Comment |
|---|---|
| 1522254 | MAS JENTE PARA CRUSAR ALOS NINOS |
| 1522260 | MY CHILDREN ARE 2ND & 4TH GRADERS. THEY WALK SUPERVISED TO AND FROM SCHOOL. WE ARE .8 MILES FROM SCHOOL (ONE WAY). I WAS TOLD THERE IS NO BUS FOR THAT DISTANCE. I DO NOT FEEL COMFORTABLE ALLOWING THEM TO WALK THEMSELVES TO SCHOOL. QUESTION #11 - SUPERVISED. QUESTION #12 - K-3 NOT ALLOWED |
| 1522310 | IF WE LIVED CLOSER TO SCHOOL I WOULD FEEL COMFORTABLE AT 4TH GRADE LETTING THEM WALK/BIKE |
| 1522325 | FORTUNA NEED TO PUT IN MORE BIKE LANES |
| 1522242 | QUESTION #8 - DONT UNDERSTAND WHAT IS BEING ASKED! BY THEMSELVES? QUESTION #12 - UNSURE |
| 1522248 | A MI ME PARESE QUE LOS CAMBIOS EN LAS ENTRADAS Y SALIDAS DE LA ESCUELA NO SON LAS MEJORES ASEN MUCHO TRAFICO |
| 1522300 | CAN YOU DO A SERVEY FOR BUS RIDERS PLEASE. B/C MY MIDDLE SCHOOLER. HAS BUS ISSUES. |
| 1522301 | I REALLY WANT MY GRANDSON TO START TAKING THE BUS. WE LIVE A FEW STEPS FROM THE BUS PICK UP! AT LEAST UNTIL HIS GRANDPA CAN REMOVE HIS NECK BRACE FROM SURBERY. HE'S OUR TRANSPORTATION AND HARD WHEN YOU CANT AFFORD TO PAY FOR HIS RIDES. I NEED THE BUS. HE CAN STAY AT [redacted] RESIDENT UNTIL I COME FOR HIM [redacted] QUESTION #9 - DONT'T KNOW? QUESTION #10 - I RATHER HAVE HIM TAKE BUS! |
| 1522303 | I WILL NOT ALLOW MY CHILD TO WALK TO SCHOOL. THERE AFE TOO MANY CHILDREN KIDNAPPED EVERY DAY AND I DON'T WANT MY CHILD ON THAT LIST. |
| 1522306 | QUE LOS CONDUNTORES RESPETEN ENTRADAS Y SALIDAS SE LA ESCUELA |
| 1522236 | GRADE = TK |
| 1522237 | I JUST CHOOSE THAT MY CHILD NOT WALK OR BIKE TO SCHOOL TOO MANY DISTRACTED DRIVERS. |
| 1522249 | QUESTION #10 - DISTANCIA-DAS CUADRAS. TIEMPO - S MINUTOS. ACTIVIDADES ANTES O DESPUES DE LA ESCUELA-CAMINAN. VELOCIDAD DEL TRANSITO EN LA RUTA-S MILLAS. CANTIDAD DE TRANSITO EN LA RUTA-NO PASO MUCHO. ADULTOS O CAMINOS-CAMINO. SEGURIDAD DE LAS INTERSECCIONES Y CRUCE-SI. GUARDIAS DE CRUCE PEATONAL-SU. VIOLENICA O CRIMEN-NO. TIEMPO O CLIMA-CAMO ESTA |
| 1522286 | NO LES NI ESCRIBO INGLES PERO TRATARE LO MAS POSIBLE. PARA AYUDAR A MI NINA EN SUS TARAS Y APRENDEREMOS JUNTAS |
| 1522288 | WE PREVIOUSLY LIVED 2 BLOCKS FROM THEIR SCHOOL IN EUREKA. AT THAT TIME THE CHILDREN DID WALK TO SCHOOL W/ AID OF A CROSSING GUARD |
| 1522290 | *I WOULD LIKE TO SEE A PEDESTRIAN CROSSING SIGNAL AT THE CROSSWALK AT NEWBURG & SPRING ST. *I WOULD LIKE TO HAVE CROSSWALKS PAINTED ON THE SIDEWALK DRIVEWAYS (ENTRANCE & EXITS) TO THE SCHOOL PARKING LOT TO PROVIDE VISUAL MARKETS FOR PARENTS & CHILDREN WALKING ALONG THAT SIDEWALKS. |

| | |
|---|---|
| 1522313 | QUESTION #10 - DISTANCIA-CUADRAS. TIEMPO-5 MINUTOS. ACTIVIDADE ANTES O DESPUES DE LA ESCUELA-CAMINANMOS. VELOCIDAD DEL TRANSITO EN LA RUTA-NOPASA MUCHA. ADULTOS QUE ACOMPANEN A SU NINO-NO. ACERAS O CAMINOS-CAMINO. SEGURIDAD DE LAS INTERSECCIONES Y CRUCES-SI. GUARDIAS DE CRUCE PEATONAL-SI. VIOLENCIA O CRIMEN-NO. TIEMPO O CLIMA-COMO ESTE |
| 1522294 | SI NO ESTUBIERA LEJOS TAL VEZ LO DEJARIA IR SOLO PERO UNA EDAD CONCIDESABLE |
| 1522307 | ME GUSTARIA QUE MI HIJO CAMINARA A LA ESCUELA PERO VIVIMOS EN CIUDAD RIO DELL CA. |
| 1522317 | QUESTION #10 - HIS TOO YOUNG; SOMETIMES WE WALK W/ HIM |
| 1522322 | MY SON HAS SPECIAL NEEDS AND IT IS TOO FAR FOR US TO WALK AND GET HIS BROTHER TO SCHOOL ON TIME AS WELL. |
| 1522291 | THE FORTUNA SIDEWALK IMPROVEMENTS ARE AWESOME BUT I JUST DON'T TRUST THIS TOWN LIKE WHEN I WAS THE SAME AGE & RODE MY BIKE TO SCHOOL. TOO MANY PEDESTRIAN/VEHICLE ACCIDENTS NOW DAYS. |
| 1522298 | QUESTION #10 - DISTANCE-.8 MILES. DOES NOT APPLY. WE LIVE FAR AWAY. |
| 1522302 | NO MATTER HOW CLOSE I MAY LIVE FROM THIS SCHOOL DUE TO IT BEING DISTRICT. THERE SHOULD BE A BUS PROVIDED FOR CHILDREN. NOT ONLY I WOULDN'T WANT MY SMALL CHILDREN WALKING IN THE RAIN BUT WHAT IF I CANT PROVIDE GAS TO MY CAR BECAUSE I LIVE AT CASH AID. |
| 1522240 | GRADE = TK |
| 1522241 | BUS STOPS DONT COINCIDE WITH TIME SCHEDULE FOR ME BUT THEY REQUIRE ON TIME DELIVERY FOR BOTH OF MY BOYS. |
| 1522255 | WE JUST LIVE TO FAR FOR HIM TO RIDE A BIKE OR WALK SO HE WALK TO BY THE BUS OR WE WILL PICK UP THANK YOU |
| 1522264 | PROVIDE A BUS FOR CHILDREN @ WOODCREEK APTS. FORTUNA CA. |
| 1522324 | QUESTION #9 - TO FAR FROM HOME |
| 1522295 | QUESTION #10 - NA RIDIES BUS. QUESTION #12 TOO FAR. QUESTION #13 - TOO FAR. QUESTION #14 - TOOR. |
| 1522305 | NINGUNO TO BO BIEN. |
| 1522311 | MAS AUTOBUSES |
| 1522233 | BECAUSE CARS CAN'T TURN LEFT INTO SOUTH SCHOOL COMING FROM THE TRAFFIC LIGHTS CARS USE ORCHARD LANE AS A TURNABOUT. THE HOUSE'S ON THE CORNER HAS CARS PARKED ALL THE WAY TO STOP SIGN AND IN AREAS SIDEWALKS SHOULD BE. CARS USING ORCHARD LANE AS A TURNABOUT ARE DRIVING FAST AND NOT PAYING ATTENTION. I WALK MY SON TO SCHOOL AND AM ALMOST HIT DAILY. |