Parent Survey Report: One School in One Data Collection Period

School Name: McKinleyville Middle School

Set ID: 12271

School Group: McKinleyville Union School District

Month and Year Collected: September 2014

School Enrollment: 0

Date Report Generated: 12/31/2014

% Range of Students Involved in SRTS: Don't Know

Tags:

Number of Questionnaires Distributed: 400

Number of Questionnaires Analyzed for Report: 154

This report contains information from parents about their children's trip to and from school. The report also reflects parents' perceptions regarding whether walking and bicycling to school is appropriate for their child. The data used in this report were collected using the Survey about Walking and Biking to School for Parents form from the National Center for Safe Routes to School.

Sex of children for parents that provided information

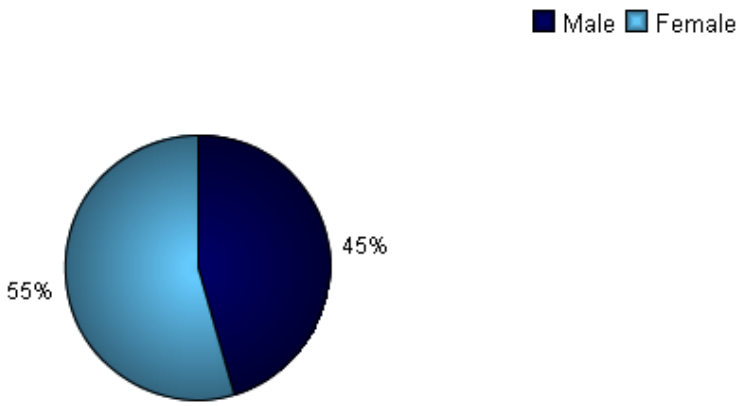

Grade levels of children represented in survey

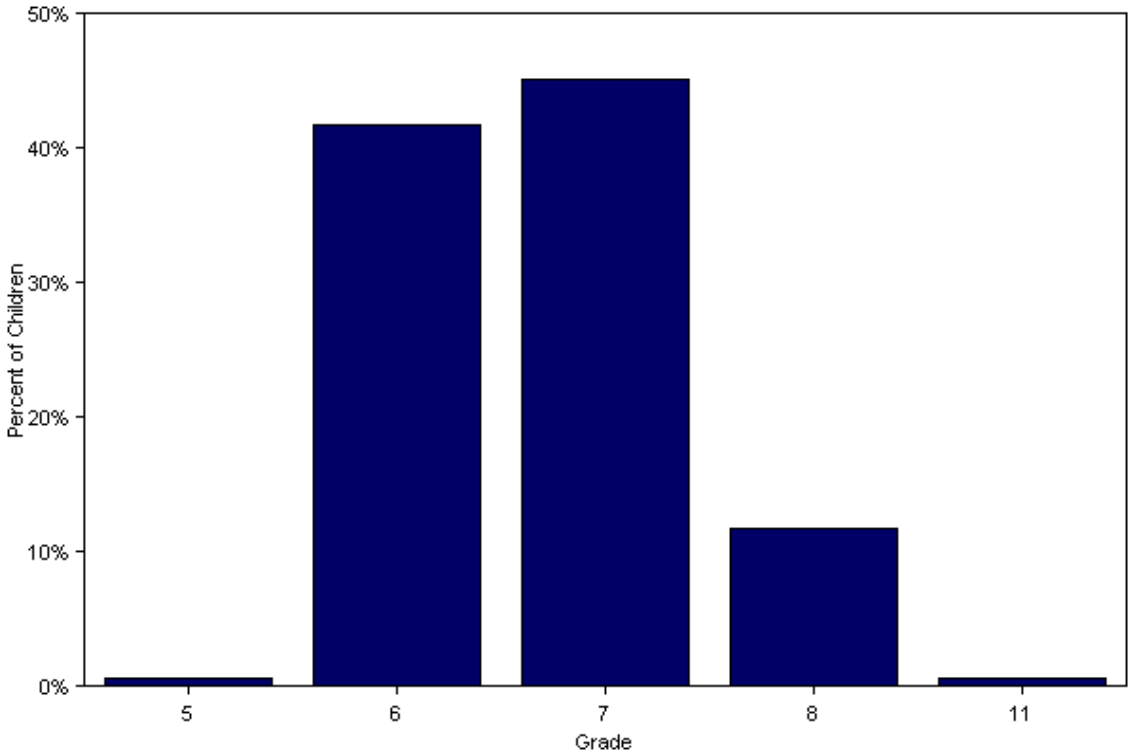

Grade levels of children represented in survey

Grade in School	Responses per grade	
	Number	Percent
5	1	1%
6	64	42%
7	69	45%
8	18	12%
11	1	1%

No response: 0
Percentages may not total 100% due to rounding.

Parent estimate of distance from child's home to school

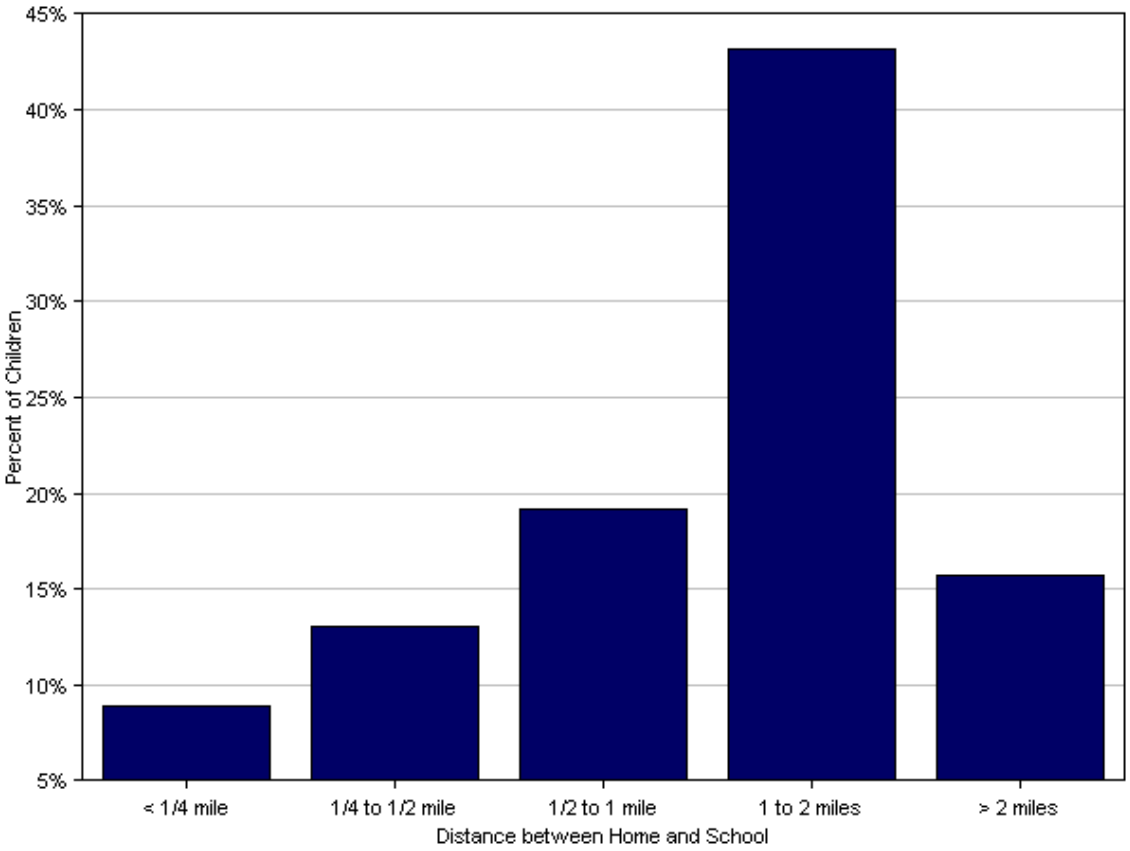

Parent estimate of distance from child's home to school

Distance between home and school	Number of children	Percent
Less than 1/4 mile	13	9%
1/4 mile up to 1/2 mile	19	13%
1/2 mile up to 1 mile	28	19%
1 mile up to 2 miles	63	43%
More than 2 miles	23	16%

Don't know or No response: 8
Percentages may not total 100% due to rounding.

Typical mode of arrival at and departure from school

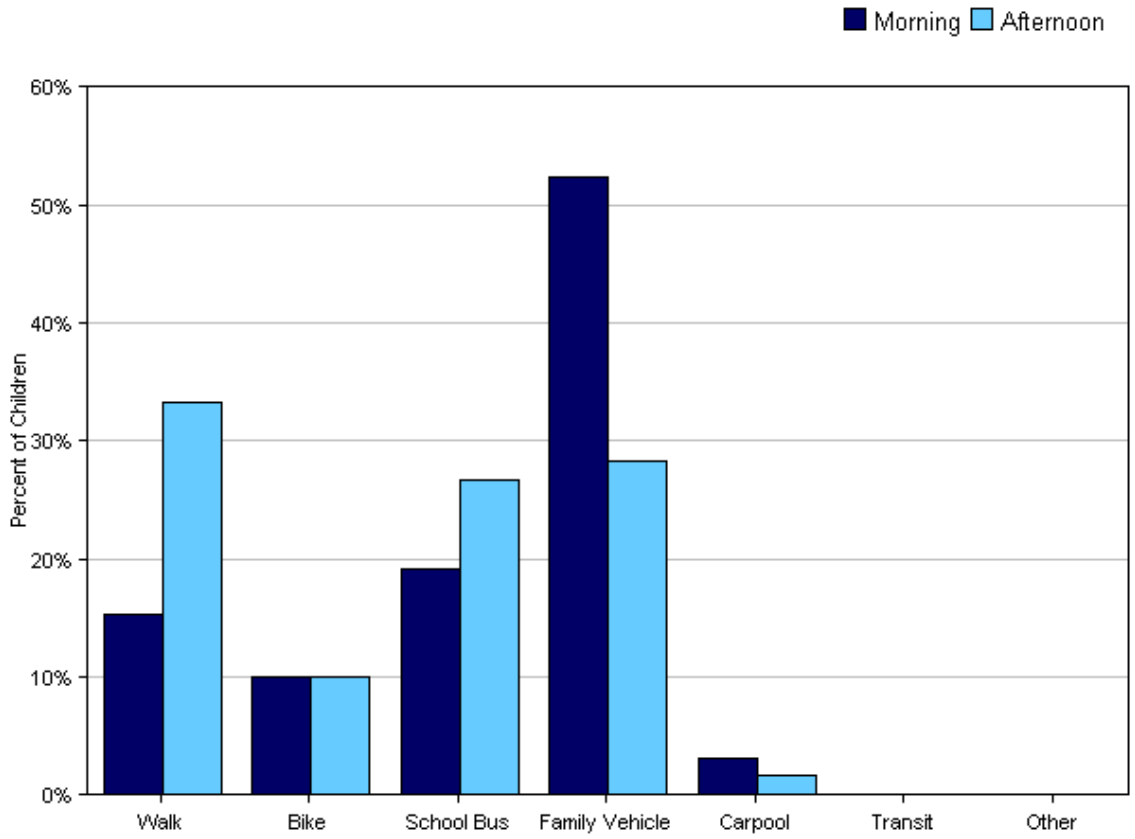

Typical mode of arrival at and departure from school

Time of Trip	Number of Trips	Walk	Bike	School Bus	Family Vehicle	Carpool	Transit	Other
Morning	130	15%	10%	19%	52%	3%	0%	0%
Afternoon	120	33%	10%	27%	28%	2%	0%	0%

No Response Morning: 24
No Response Afternoon: 34
Percentages may not total 100% due to rounding.

Typical mode of school arrival and departure by distance child lives from school

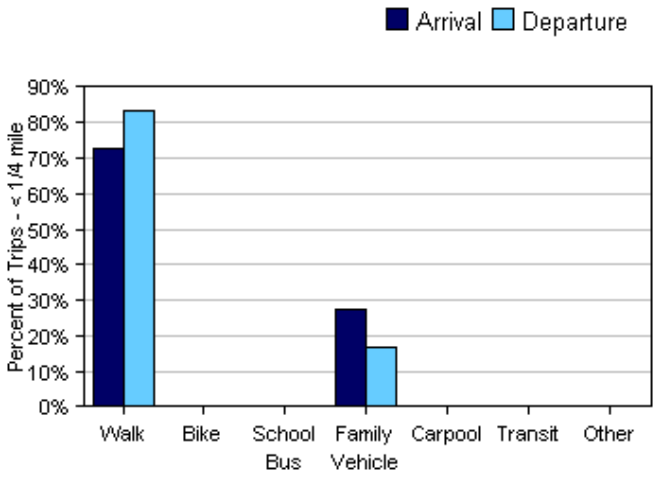

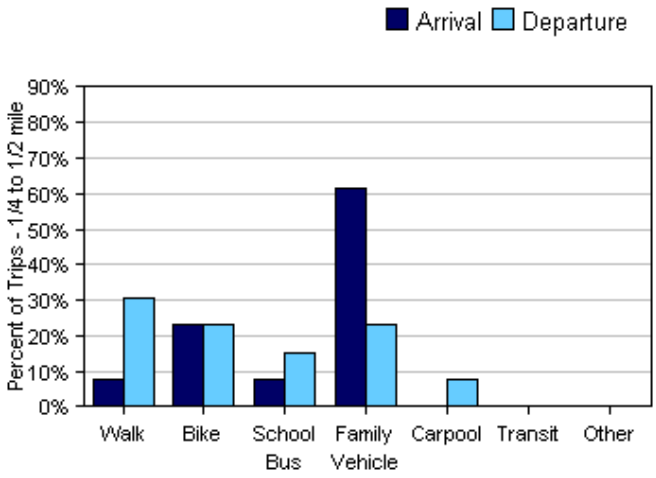

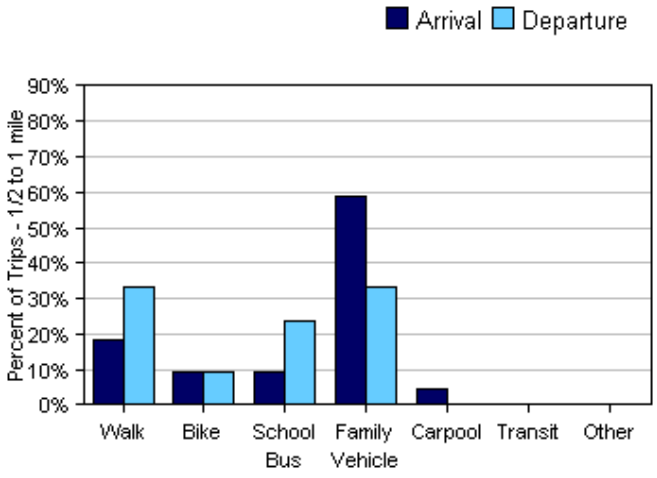

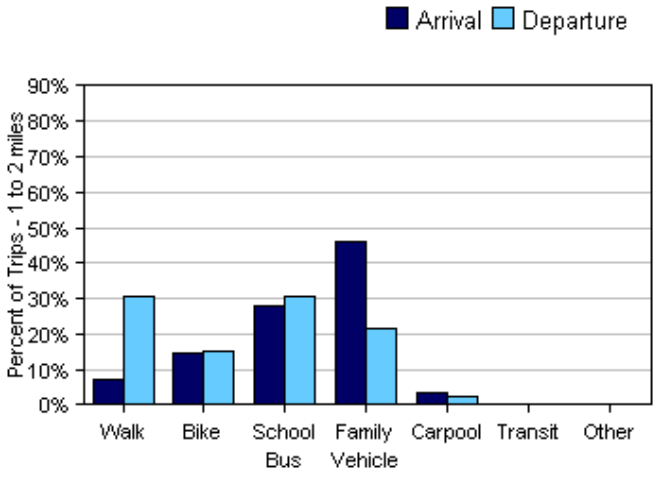

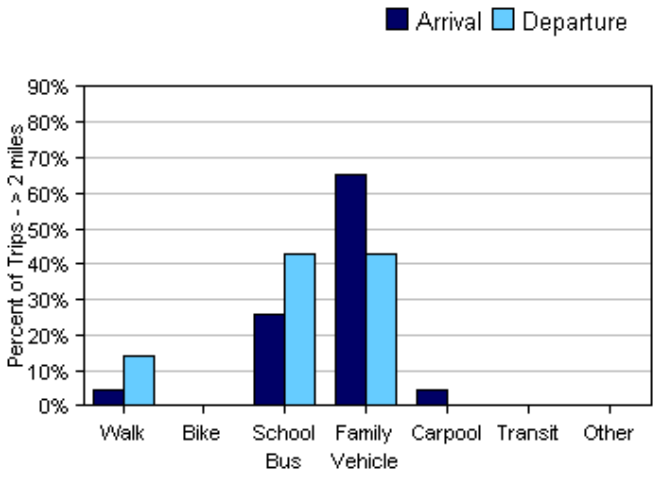

Typical mode of school arrival and departure by distance child lives from school

School Arrival

Distance	Number within Distance	Walk	Bike	School Bus	Family Vehicle	Carpool	Transit	Other
Less than 1/4 mile	11	73%	0%	0%	27%	0%	0%	0%
1/4 mile up to 1/2 mile	13	8%	23%	8%	62%	0%	0%	0%
1/2 mile up to 1 mile	22	18%	9%	9%	59%	5%	0%	0%
1 mile up to 2 miles	54	7%	15%	28%	46%	4%	0%	0%
More than 2 miles	23	4%	0%	26%	65%	4%	0%	0%

Don't know or No response: 31
Percentages may not total 100% due to rounding.

School Departure

Distance	Number within Distance	Walk	Bike	School Bus	Family Vehicle	Carpool	Transit	Other
Less than 1/4 mile	12	83%	0%	0%	17%	0%	0%	0%
1/4 mile up to 1/2 mile	13	31%	23%	15%	23%	8%	0%	0%
1/2 mile up to 1 mile	21	33%	10%	24%	33%	0%	0%	0%
1 mile up to 2 miles	46	30%	15%	30%	22%	2%	0%	0%
More than 2 miles	21	14%	0%	43%	43%	0%	0%	0%

Don't know or No response: 41
Percentages may not total 100% due to rounding.

Percent of children who have asked for permission to walk or bike to/from school by distance they live from school

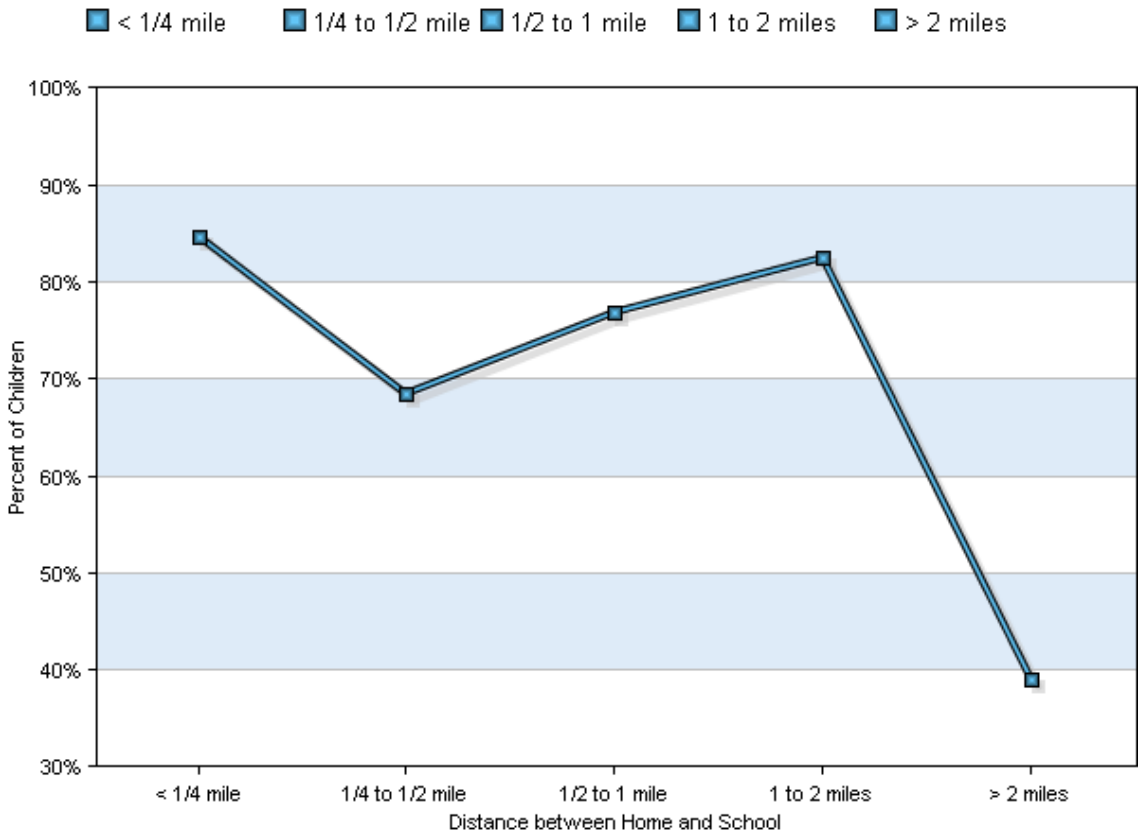

Percent of children who have asked for permission to walk or bike to/from school by distance they live from school

Asked Permission?	Number of Children	Less than 1/4 mile	1/4 mile up to 1/2 mile	1/2 mile up to 1 mile	1 mile up to 2 miles	More than 2 miles
Yes	105	85%	68%	77%	83%	39%
No	39	15%	32%	23%	17%	61%

Don't know or No response: 10
Percentages may not total 100% due to rounding.

Issues reported to affect the decision to not allow a child to walk or bike to/from school by parents of children who do not walk or bike to/from school

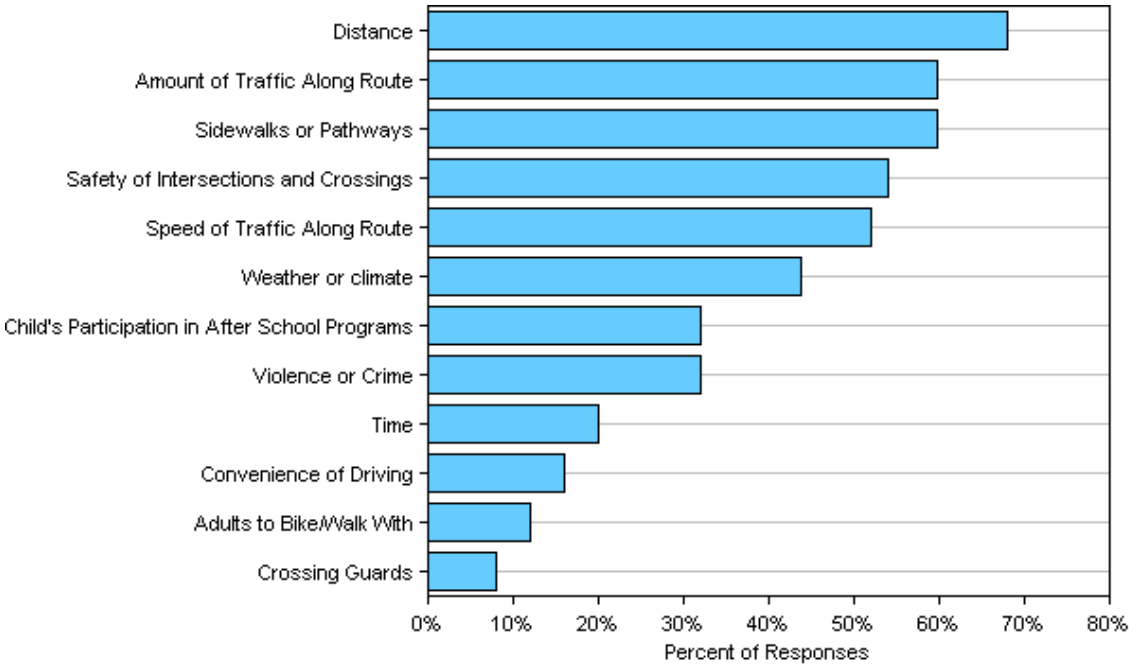

Issues reported to affect the decision to allow a child to walk or bike to/from school by parents of children who already walk or bike to/from school

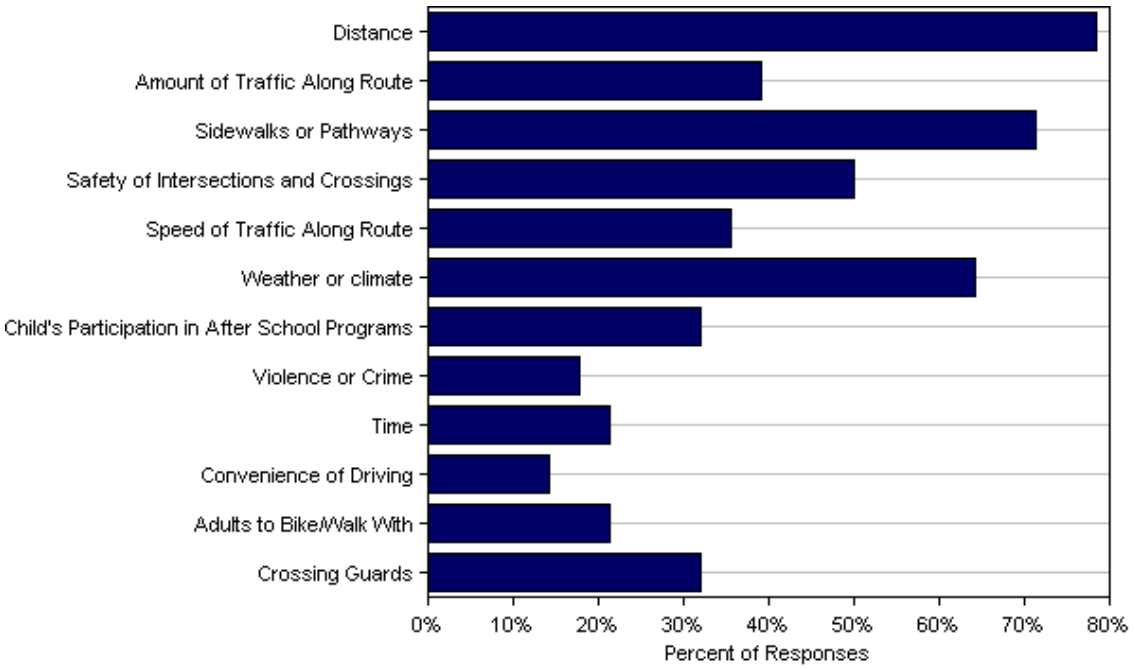

Issues reported to affect the decision to allow a child to walk or bike to/from school by parents of children who already walk or bike to/from school

Issue	Child does not walk/bike to school	Child walks/bikes to school
Distance	68%	79%
Amount of Traffic Along Route	60%	39%
Sidewalks or Pathways	60%	71%
Safety of Intersections and Crossings	54%	50%
Speed of Traffic Along Route	52%	36%
Weather or climate	44%	64%
Child's Participation in After School Programs	32%	32%
Violence or Crime	32%	18%
Time	20%	21%
Convenience of Driving	16%	14%
Adults to Bike/Walk With	12%	21%
Crossing Guards	8%	32%
Number of Respondents per Category	**50**	**28**

No response: 76
Note:
--Factors are listed from most to least influential for the 'Child does not walk/bike to school' group.
--Each column may sum to > 100% because respondent could select more than issue
--The calculation used to determine the percentage for each issue is based on the 'Number of Respondents per Category' within the respective columns (Child does not walk/bike to school and Child walks/bikes to school.) If comparing percentages between the two columns, please pay particular attention to each column's number of respondents because the two numbers can differ dramatically.

Parents' opinions about how much their child's school encourages or discourages walking and biking to/from school

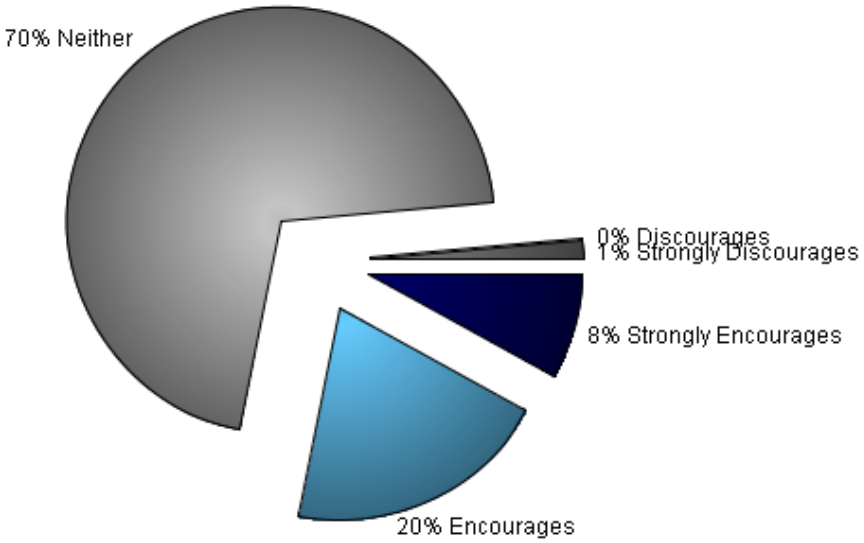

Parents' opinions about how much fun walking and biking to/from school is for their child

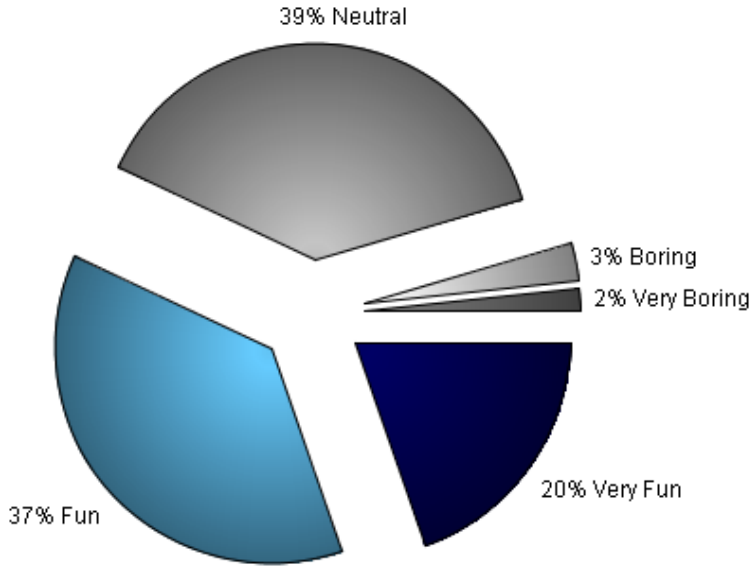

Parents' opinions about how healthy walking and biking to/from school is for their child

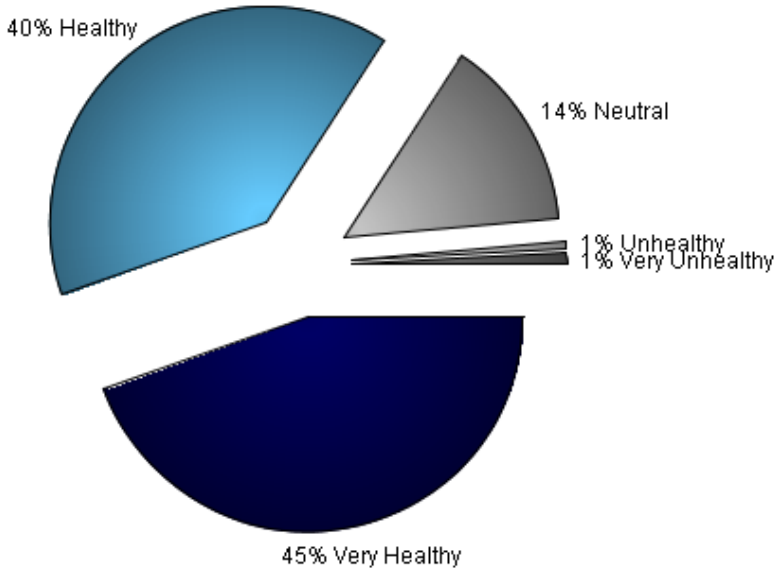

Comments Section

SurveyID	Comment
1269872	WE ARE MOVING CLOSER TO THE SCHOOL SOON AND MY OLDER CHILDREN WILL TRY WALKING/RIDING THEIR BIKE THEN.
1269910	I WOULD ALLOW HER TO BIKE OR WALK IF SHE HAD AT LEAST 1 FRIEND THAT LIVED CLOSE BY TO GO WITH HER.
1269913	IF THERE WAS NO CRIME I'D LET MY CHILD WALK IN 4TH OR 5TH GRADE WITH OTHER KIDS
1269935	WHY DO I FILL THIS OUT EVERY YEAR? GETTING OLD.
1269965	IF THERE WAS NO CRIME I'D LET MY CHILDREN WALK TOGETHER IN 4TH OR 5TH GRADES
1269966	HONESTLY I THINK A CHILD WALKING/BIKING TO SCHOOL IS NOT DECIDED BY AGE. I THINK IT IS DECIDED BY MATURITY LEVEL AND AWARENESS. I ALSO THINK THEY SHOULD WALK AS A GROUP. THERE ARE A LOT OF DANGEROUS AREAS ALONG CENTRAL.
1269975	WE LIVE IN RIO DELL UNABLE TO BIKE/WALK
1269844	IT WOULD BE GREAT IF WE COULD HAVE A POLICE OFFICER OR OTHER AUTHORITY SHOW KIDS HELMET SAFETY AND PROPER HELMET FIT.
1269845	MCK. NEEDS SIDEWALKS ON SUTTER!
1269863	MY CHILD RIDES HIS BIKE 1 DAY/WEEK WHEN HE DOESN'T HAVE BEFORE SCHOOL ACTIVITY.
1269864	PARENTS TAKING THEIR CHILDREN TO & FROM DOW'S PRAIRIE SCHOOL ARE THE WORST OFFENDERS. DURING DROP-OFF & PICK-UP TIMES SPEED INCREASES TO SUCH A LEVEL AS TO MAKE IT HAZARDOUS TO RIDE.
1269926	SAFETY WILL BE MY MAJOR CONCERN IN INTERSECTION & CROSSINGS.
1269930	MURRAY RD EXIT FROM FREEWAY HAS BEEN IMPROVED BUT TRAFFIC EXITING FREEWAY STILL DOES NOT SEE PEDESTRIANS.
1269932	LET KIDS WALK AND BIKE TO SCHOOL. HAVE POLICE OFFICERS NEARBY DANGEROUS HOUSING COMPLEXES IF ANY AND ENCOURAGE/PROMOTE SAFETY GUIDELINES TO KIDS.
1269960	THE ONLY REASON HE DOESN'T WALK AND BIKE OFTEN IS BECAUSE HE HAS A HUGE BACKPACK AND SAXAPHONE TO CARY EVERYDAY.
1269962	THERE IS A SIGNAL RIGHT AT THE MIDDLE SCHOO LTHE TIMEING IS VERY DANGEROUS!! WHEN YOU ARE COMING INTO THE SCHOOL THE CARS LEAVING THE SCHOOL GO FIRST AT TURN RT THEN ALL THE SUDDEN THE OTHER TRAFFIC CAN GO IT IS SCARY
1269984	I ENJOY WALKING WITH HIM WHEN IT RAINS I WILL DRIVE HIM. I TRY TO MAKE SURE HE HAS AN AWESOME MORNING BEFORE SCHOOL I'M VERY POSITIVE LOTS OF SMILES AND ENCOURAGEMENT. IT MAKES A GREAT DAY.
1269985	I ENJOY WALKING WITH HIM. WHEN IT RAINS I'LL DRIVE HIM. I TRY TO MAKE SURE HE HAS AN AWESOME MORNING BEFORE SCHOOL. I'M VERY POSITIVE LOTS OF SMILES AND ENCOURAGEMENT MAKES A GREAT DAY
1269898	I'VE DONE DOZENS OF THESE SURVEYS AND I STILL DO NOT UNDERSTAND WHAT MY LEVEL OF EDUCATION HAS TO DO WITH HOW MY CHILDREN ARRIVE OR DEPART AT SCHOOL. IF I HAD LESS OR MORE OF AN EDUCATION THAN I DO WOULD IT CHANGE MY ANSWERS NO IT WOULDN'T I WOULD APPRECIATE IT IF I COULD FIND OUT WHY QUESTION 15 IS ON THIS SURVEY. MY EMAIL IS[redacted]
1269923	QUESTION #9 - I DON'T KNOW YET.
1269978	MY DAUGHTER WILL WORK TO PRESCHOOL NOAH'S ARK) SO CAN PICK HER UP THESE.
1269990	DUE TO AFTER SCHOOL CHILD CARE MY CHILD RIDES BUS OR WALKS TO GRANDPARENTS RIGHT BEHIND HER SCHOOL

1269867	NEED CROSSING GUARD IN FRONT OF SCHOOL. VERY DANGEROUS - ESPECIALLY IN AM
1269892	I'M LEERY OF PEOPLES IN ATTENTION AT INTERSECTIONS & THE SPEED THEY TRAVEL AT SCHOOL OPENINGS
1269905	LAST YEAR MY CHILDREN WERE HASSLED BY BULLIES WHEN BIKING HOME AND HAVE RIDDEN THE BUS EVER SINCE.
1269925	QUESTION #11 - MY CHILD ALREADY WALKS OR BIKES TO/FROM BUS STOP
1269959	I AM MORE CONCERNED ABOUT THE DRIVERS THAT SPEED AND SHOW OFF LIKE TEENAGERS ON MCK. AVE. THAN I AM ABOUT THE KIDS RIDING SKILLS.
1269991	IT IS IMPORTANT FOR MY CHILDREN TO RIDE ONLY WHEN OTHER FRIENDS ARE WITH THEM. IT WOULD BE NICE IF THERE WERE A WAY TO CONNECT WITH OTHER KIDS FROM THE SAME AREA SO THEY MAY RIDE TOGETHER.
1269996	SAFETY
1269870	WE LIVE IN EUREKA & THEREFORE WALKING IS NOT AN OPTION.
1269886	NOW A DAYS ITS UNSAFE
1269940	I'M NOT FILLING THIS OUT AGAIN!
1269918	WHAT DOES THIS HAVE TO DO WITH ANYTHING? WE LIVE IN MCK. I'VE LIVED HERE OVER 50 YEARS AND NO TRAIL IS SAFE AFTER DARK AND PEOPLE ON DRUGS ARE EVERYWHERE!
1269933	HE ALREADY WALKS
1269986	HE HAS NOT SHOWN ANY INTEREST IN WALKING OR BIKING TO SCHOOL IF HE DID I WOULD CONSIDER LETTING HIM. IT WOULD PROBABLY BE FINE
1269994	THE WEIGHT OF HER BACKPACK IS A SAFETY CONCERN WHILE RIDING HER BIKE. IT'S ALSO A CONCERN FOR WALKING BUT FOR HEALTH REASONS.
1269963	WE LIVE TO FAR FROM THE SCHOOL FOR MY DAUGHTER TO WALK ALL THE WAY HOME. I DO ALLOW HER TO WALK TO SUBWAY OR PICKUP GETS PRETTY BUSY @ MMS
1269901	YO EN LO PERSONAL PREFIERO LLEVAR MIS HIJOS ALA ESCUELA Y RECOJERLOS GRACIAS.
1269902	I THINK EVERY CHILD SHOULD BE EVALUATED ON ABILITY TO RIDE/WALK TO SCHOOL MANY VARIABLES.