Student Travel Tally Report: One School in One Data Collection Period

School Name: Eagle Prairie Elementary School

School Group: Rio Dell Elementary School District

School Enrollment: 310

% of Students reached by SRTS activities: 26%-50%

Number of Classrooms Included in Report: 14

Set ID: 17170

Month and Year Collected: January 2015

Date Report Generated: 09/15/2015

Tags: 2014-2015 School Year

This report contains information from your school's classrooms about students' trip to and from school. The data used in this report were collected using the in-class Student Travel Tally questionnaire from the National Center for Safe Routes to School.

Morning and Afternoon Travel Mode Comparison

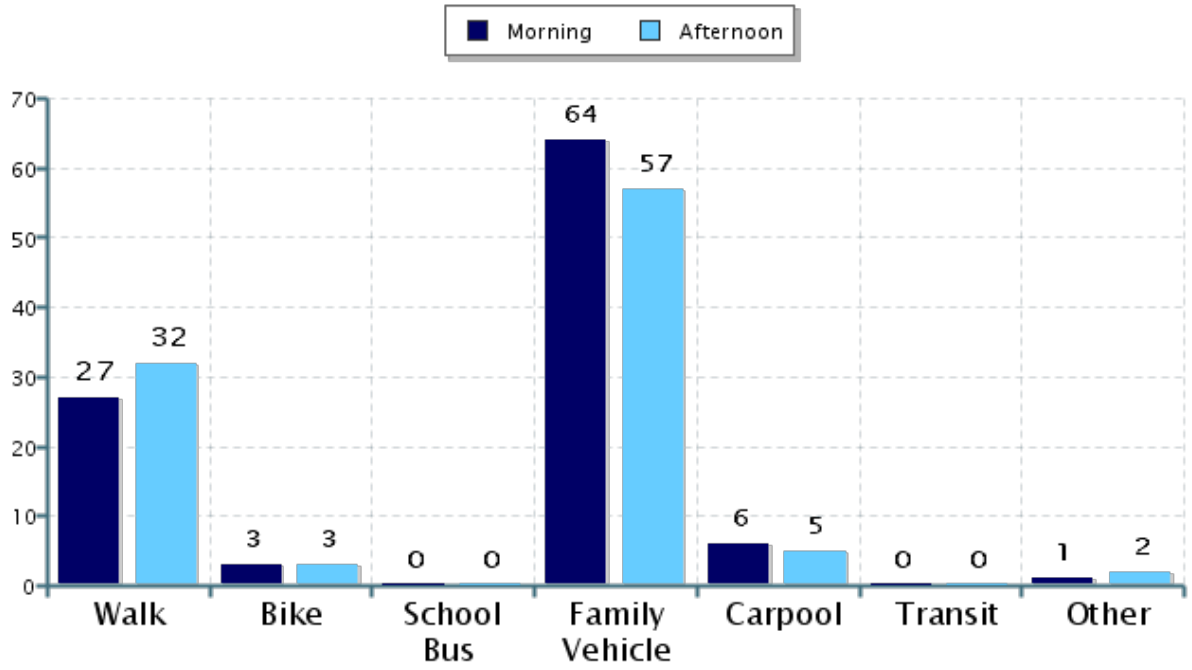

Morning and Afternoon Travel Mode Comparison

	Number of Trips	Walk	Bike	School Bus	Family Vehicle	Carpool	Transit	Other
Morning	666	27%	3%	0%	64%	6%	0.2%	0.9%
Afternoon	643	32%	3%	0%	57%	5%	0%	2%

Percentages may not total 100% due to rounding.

Morning and Afternoon Travel Mode Comparison by Day

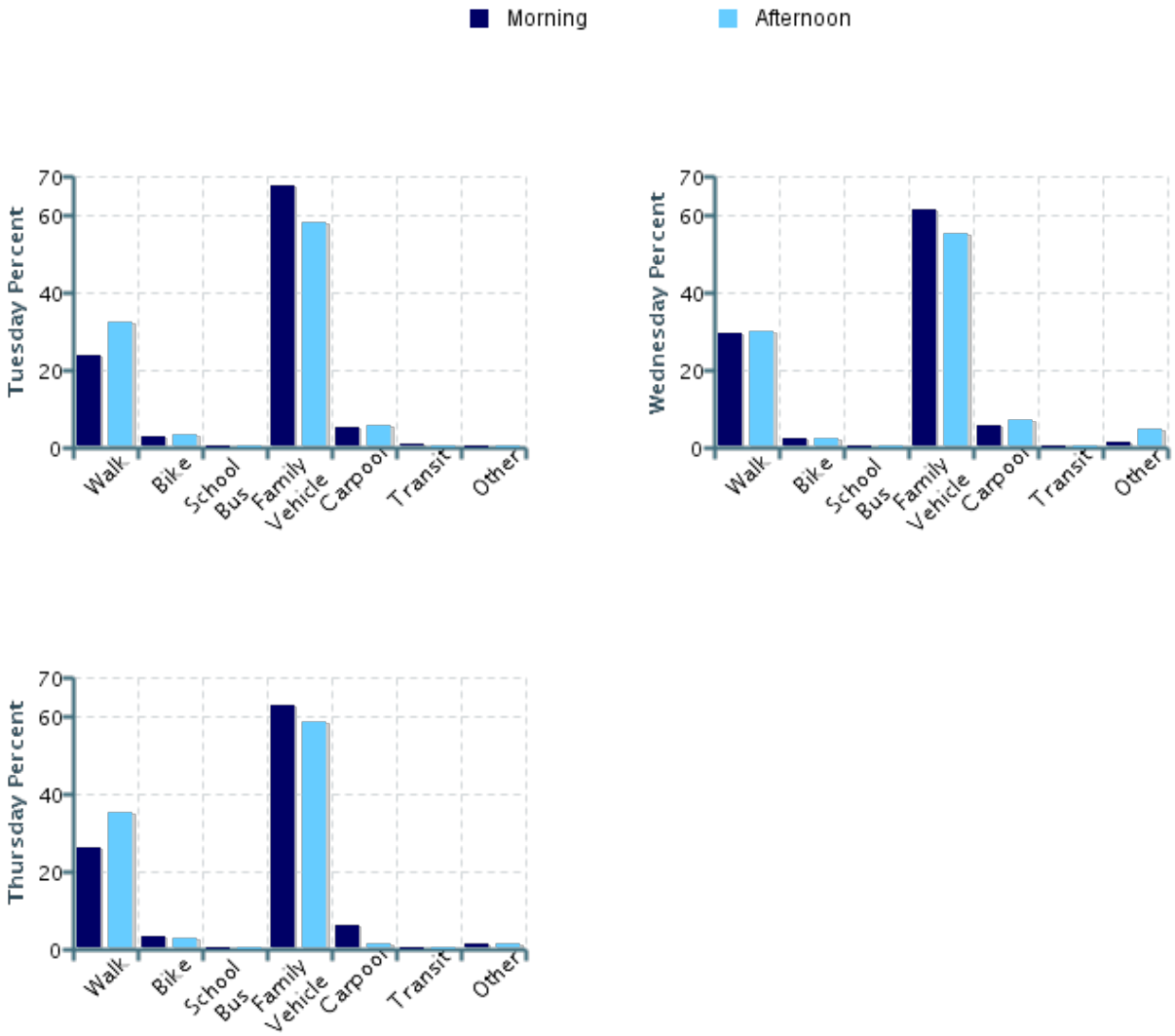

Morning and Afternoon Travel Mode Comparison by Day

	Number of Trips	Walk	Bike	School Bus	Family Vehicle	Carpool	Transit	Other
Tuesday AM	229	24%	3%	0%	68%	5%	0.4%	0%
Tuesday PM	228	32%	4%	0%	58%	6%	0%	0%
Wednesday AM	308	30%	2%	0%	61%	6%	0%	1%
Wednesday PM	285	30%	2%	0%	55%	7%	0%	5%
Thursday AM	129	26%	3%	0%	63%	6%	0%	2%
Thursday PM	130	35%	3%	0%	58%	2%	0%	2%

Percentages may not total 100% due to rounding.

Travel Mode by Weather Conditions

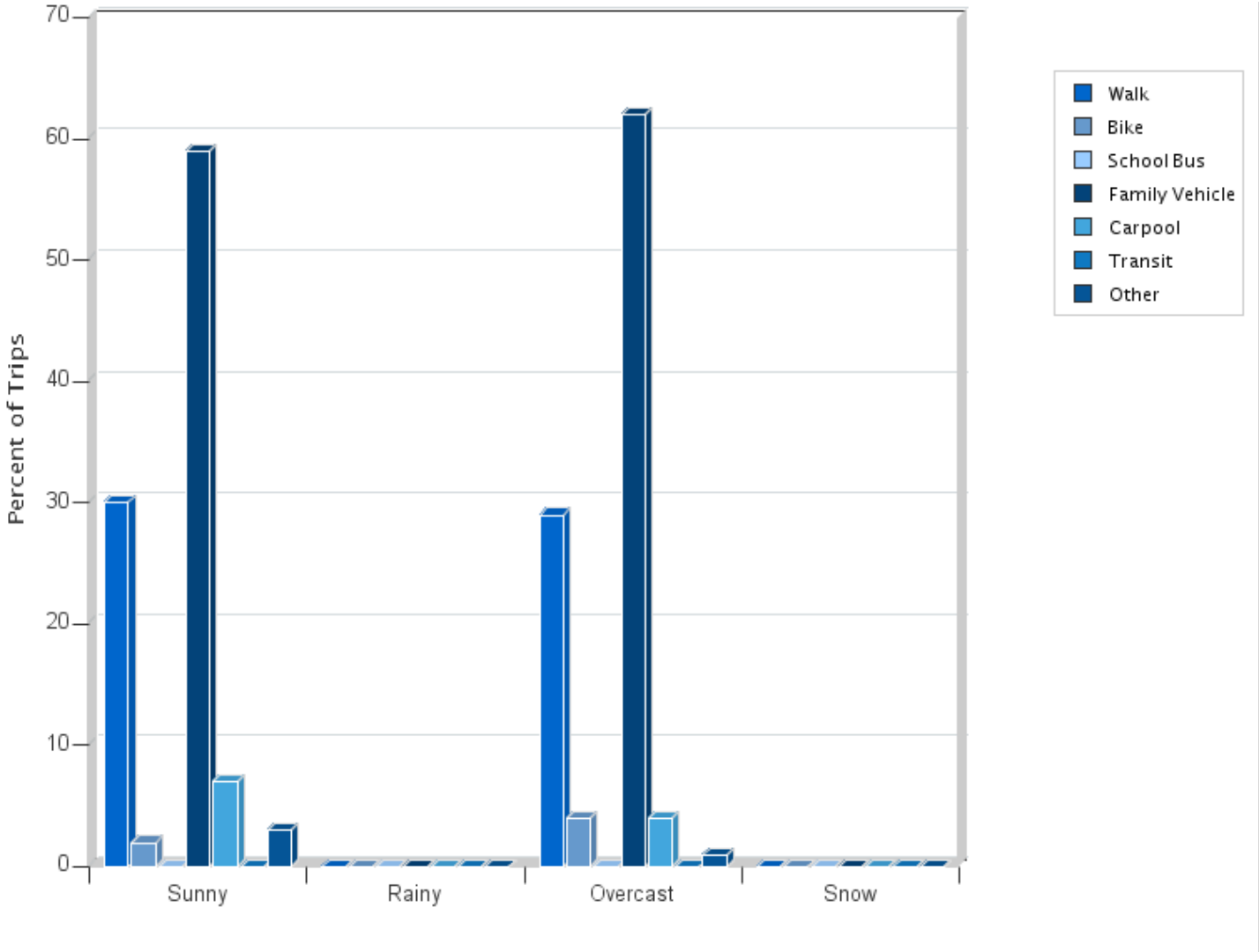

Travel Mode by Weather Condition

Weather Condition	Number of Trips	Walk	Bike	School Bus	Family Vehicle	Carpool	Transit	Other
Sunny	691	30%	2%	0%	59%	7%	0%	3%
Rainy	0	0%	0%	0%	0%	0%	0%	0%
Overcast	618	29%	4%	0%	62%	4%	0.2%	0.6%
Snow	0	0%	0%	0%	0%	0%	0%	0%

Percentages may not total 100% due to rounding.