Parent Survey Report: One School in One Data Collection Period

School Name: Coastal Grove Charter School

School Group: Arcata Elementary School District

School Enrollment: 0

% Range of Students Involved in SRTS: Don't Know

Number of Questionnaires Distributed: 225

Set ID: 12259

Month and Year Collected: September 2014

Date Report Generated: 01/02/2015

Tags:

Number of Questionnaires Analyzed for Report: 55

This report contains information from parents about their children's trip to and from school. The report also reflects parents' perceptions regarding whether walking and bicycling to school is appropriate for their child. The data used in this report were collected using the Survey about Walking and Biking to School for Parents form from the National Center for Safe Routes to School.

Sex of children for parents that provided information

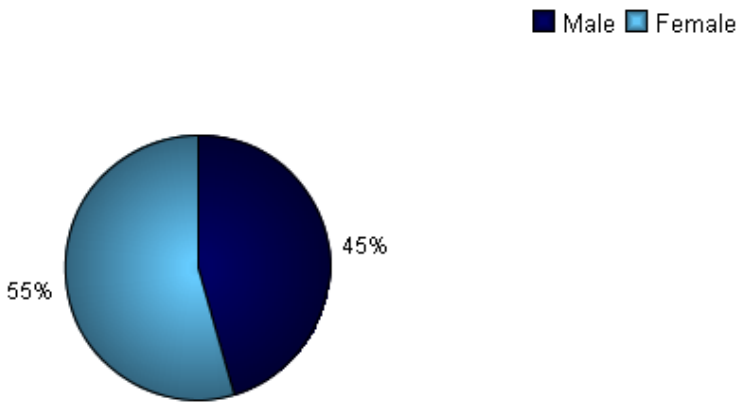

Grade levels of children represented in survey

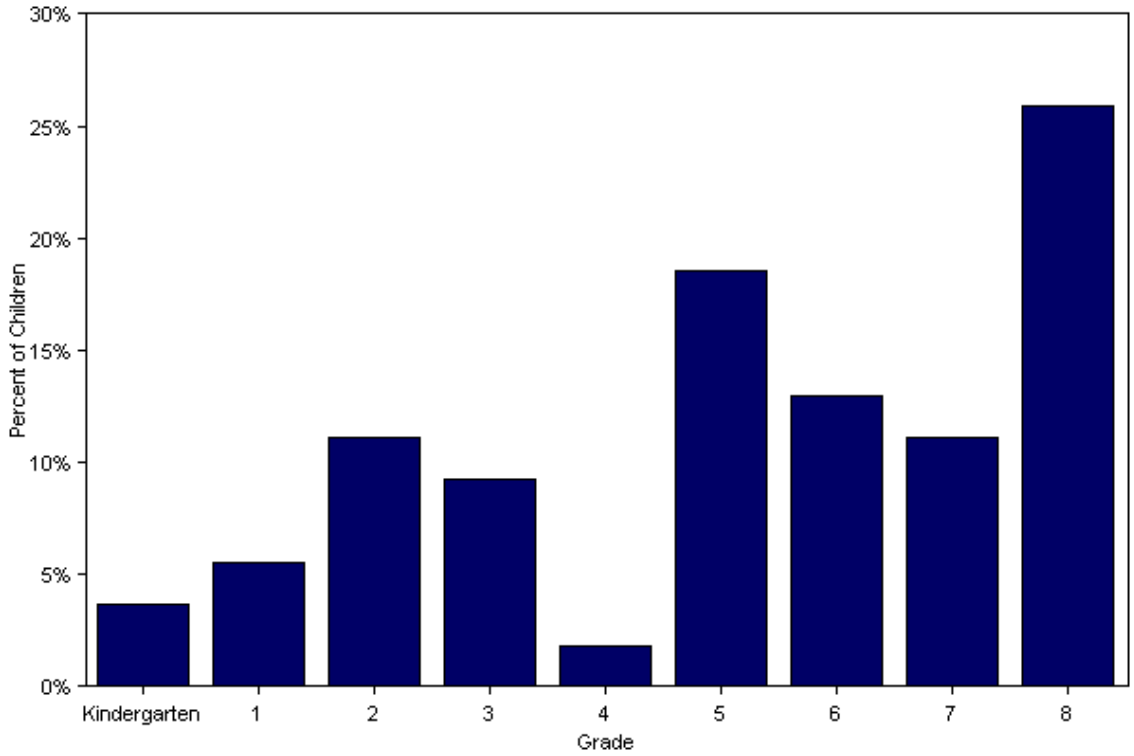

Grade levels of children represented in survey

Grade in School	Responses per grade	
	Number	Percent
Kindergarten	2	4%
1	3	6%
2	6	11%
3	5	9%
4	1	2%
5	10	19%
6	7	13%
7	6	11%
8	14	26%

No response: 0
Percentages may not total 100% due to rounding.

Parent estimate of distance from child's home to school

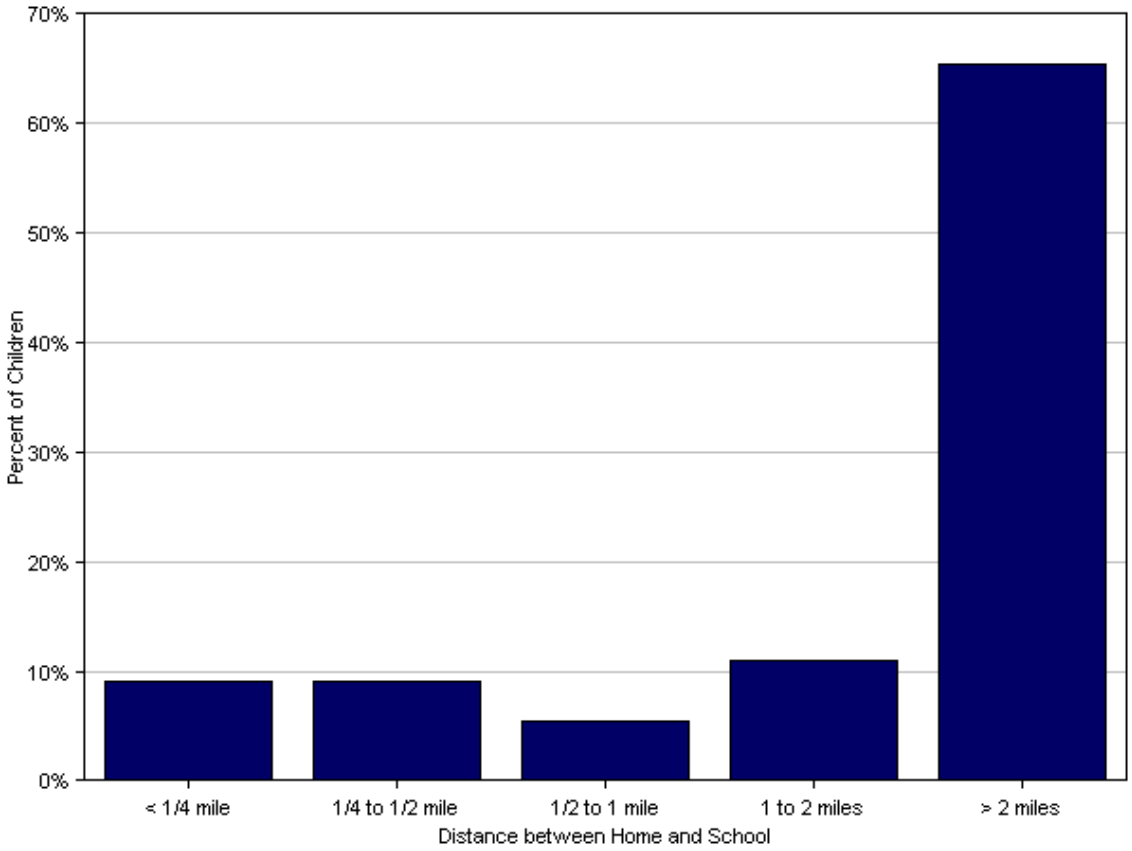

Parent estimate of distance from child's home to school

Distance between home and school	Number of children	Percent
Less than 1/4 mile	5	9%
1/4 mile up to 1/2 mile	5	9%
1/2 mile up to 1 mile	3	5%
1 mile up to 2 miles	6	11%
More than 2 miles	36	65%

Don't know or No response: 0
Percentages may not total 100% due to rounding.

Typical mode of arrival at and departure from school

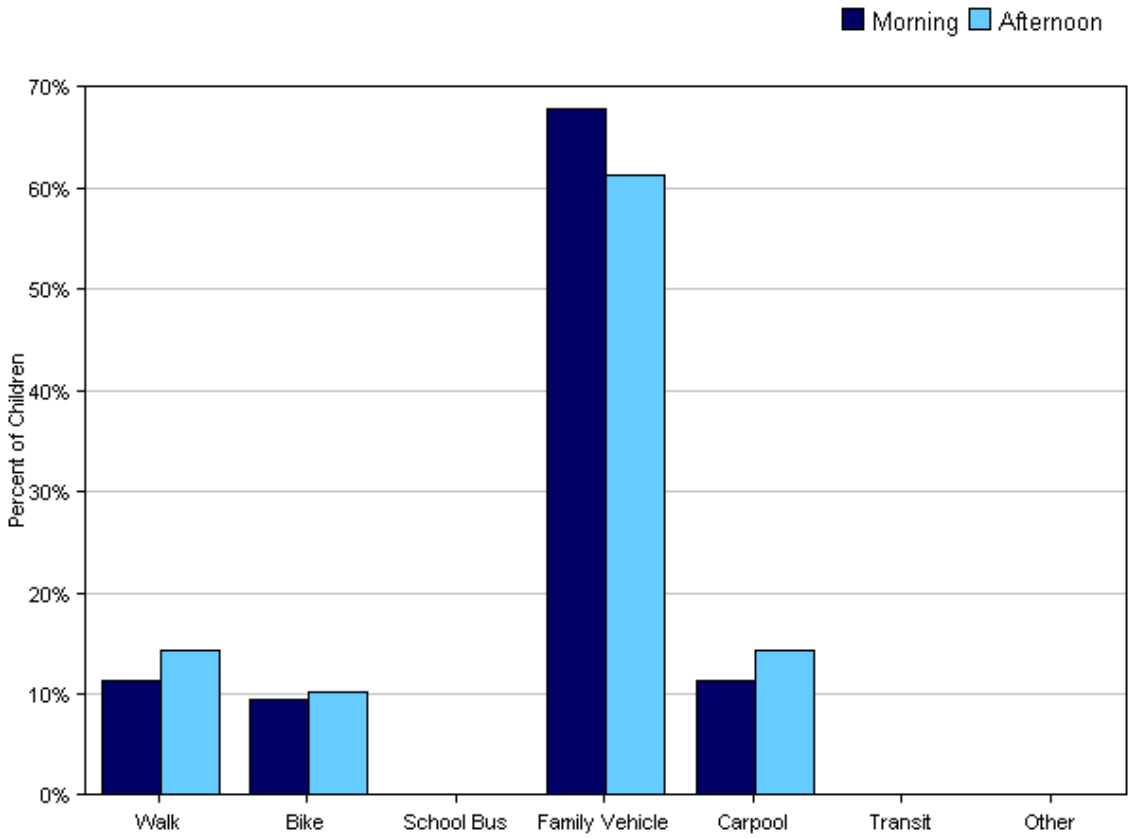

Typical mode of arrival at and departure from school

Time of Trip	Number of Trips	Walk	Bike	School Bus	Family Vehicle	Carpool	Transit	Other
Morning	53	11%	9%	0%	68%	11%	0%	0%
Afternoon	49	14%	10%	0%	61%	14%	0%	0%

No Response Morning: 2
No Response Afternoon: 6
Percentages may not total 100% due to rounding.

Typical mode of school arrival and departure by distance child lives from school

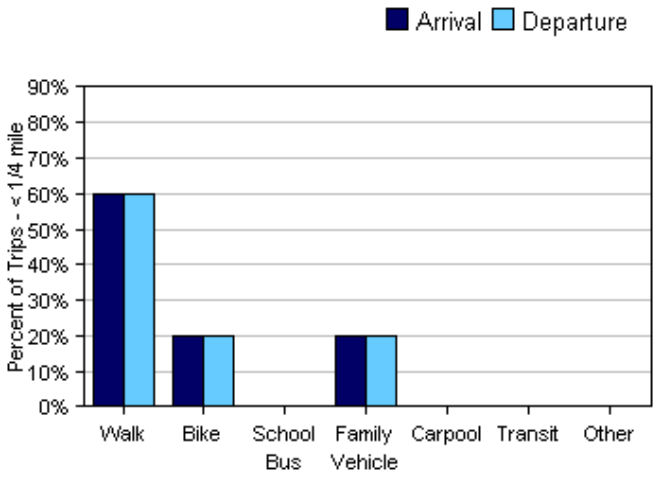

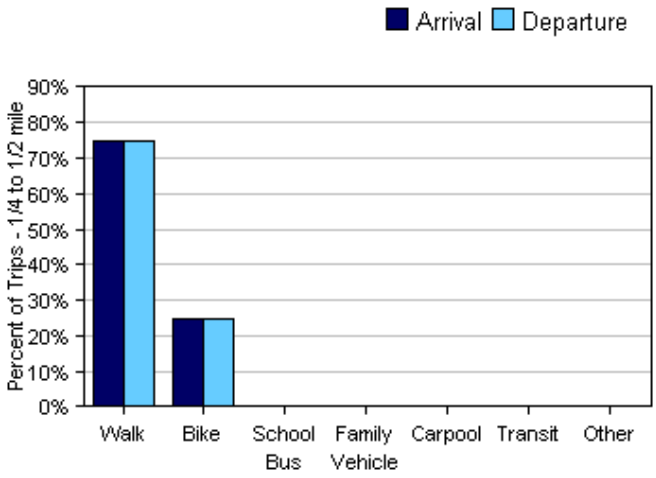

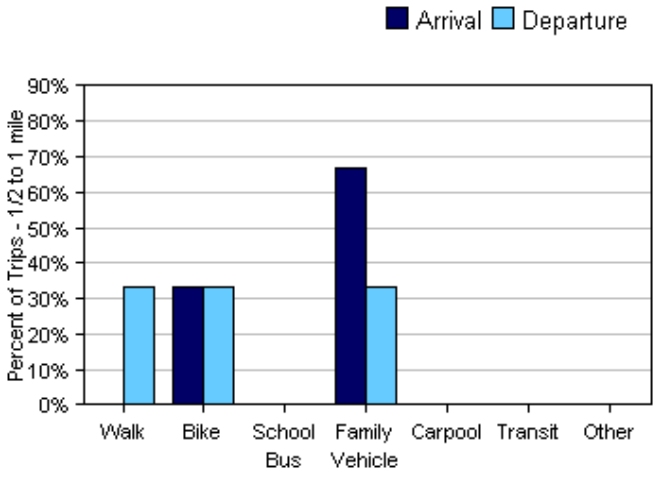

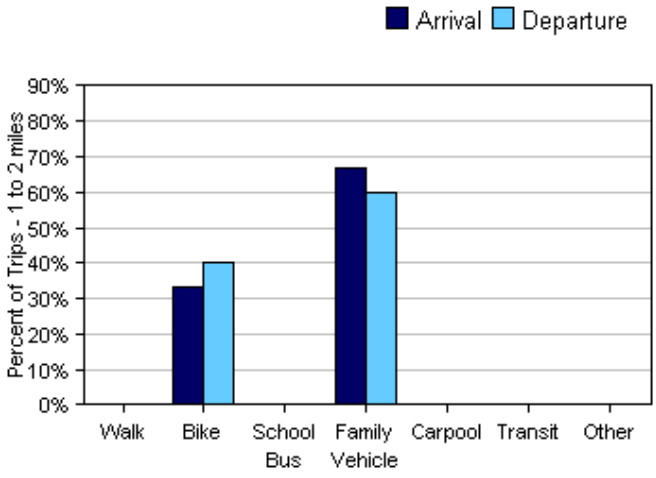

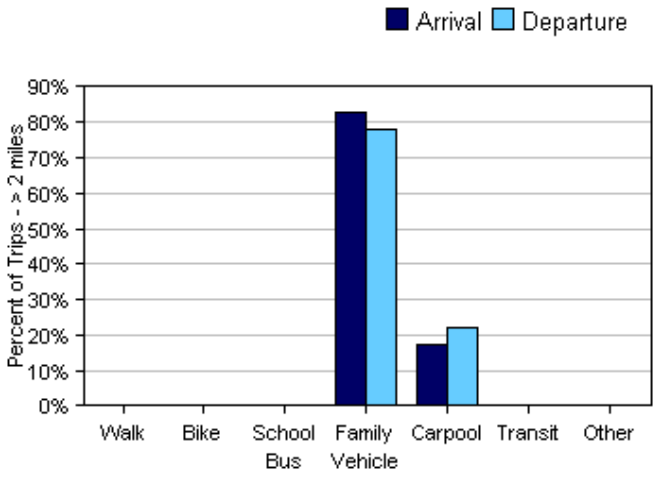

Typical mode of school arrival and departure by distance child lives from school

School Arrival

Distance	Number within Distance	Walk	Bike	School Bus	Family Vehicle	Carpool	Transit	Other
Less than 1/4 mile	5	60%	20%	0%	20%	0%	0%	0%
1/4 mile up to 1/2 mile	4	75%	25%	0%	0%	0%	0%	0%
1/2 mile up to 1 mile	3	0%	33%	0%	67%	0%	0%	0%
1 mile up to 2 miles	6	0%	33%	0%	67%	0%	0%	0%
More than 2 miles	35	0%	0%	0%	83%	17%	0%	0%

Don't know or No response: 2
Percentages may not total 100% due to rounding.

School Departure

Distance	Number within Distance	Walk	Bike	School Bus	Family Vehicle	Carpool	Transit	Other
Less than 1/4 mile	5	60%	20%	0%	20%	0%	0%	0%
1/4 mile up to 1/2 mile	4	75%	25%	0%	0%	0%	0%	0%
1/2 mile up to 1 mile	3	33%	33%	0%	33%	0%	0%	0%
1 mile up to 2 miles	5	0%	40%	0%	60%	0%	0%	0%
More than 2 miles	32	0%	0%	0%	78%	22%	0%	0%

Don't know or No response: 6
Percentages may not total 100% due to rounding.

Percent of children who have asked for permission to walk or bike to/from school by distance they live from school

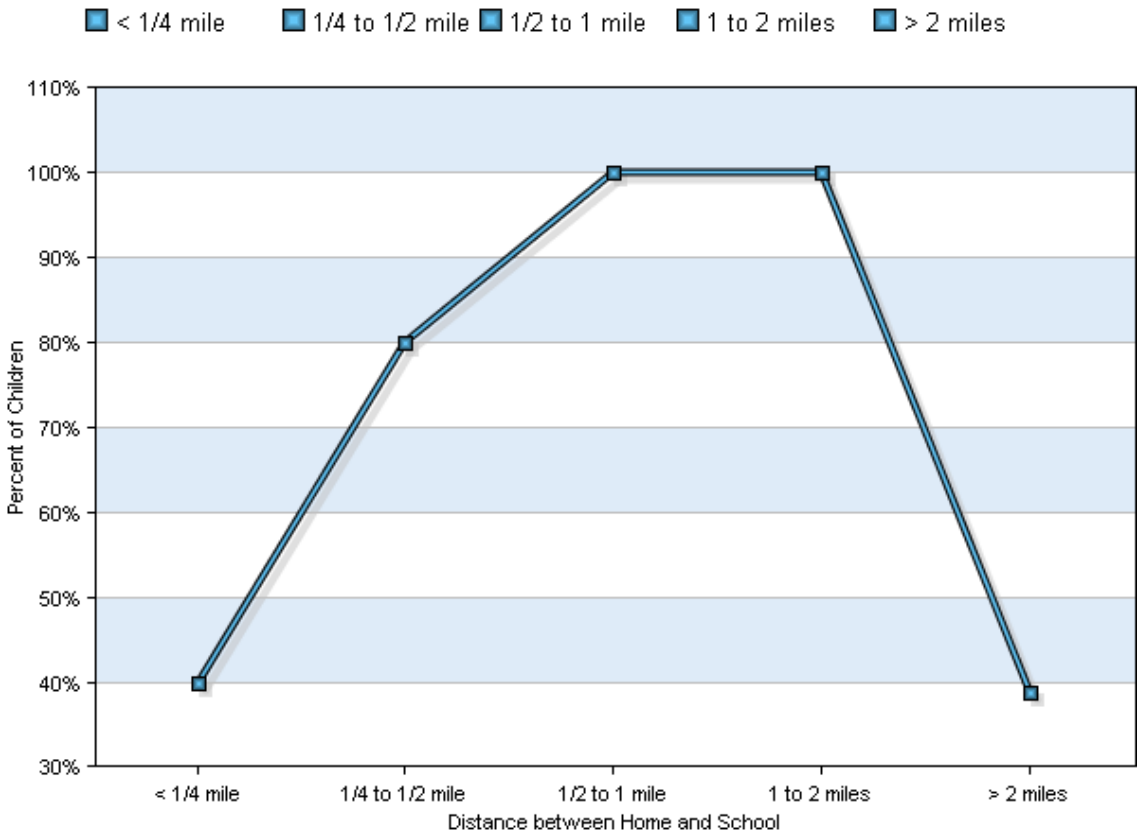

Percent of children who have asked for permission to walk or bike to/from school by distance they live from school

Asked Permission?	Number of Children	Less than 1/4 mile	1/4 mile up to 1/2 mile	1/2 mile up to 1 mile	1 mile up to 2 miles	More than 2 miles
Yes	29	40%	80%	100%	100%	39%
No	26	60%	20%	0%	0%	61%

Don't know or No response: 0
Percentages may not total 100% due to rounding.

Issues reported to affect the decision to not allow a child to walk or bike to/from school by parents of children who do not walk or bike to/from school

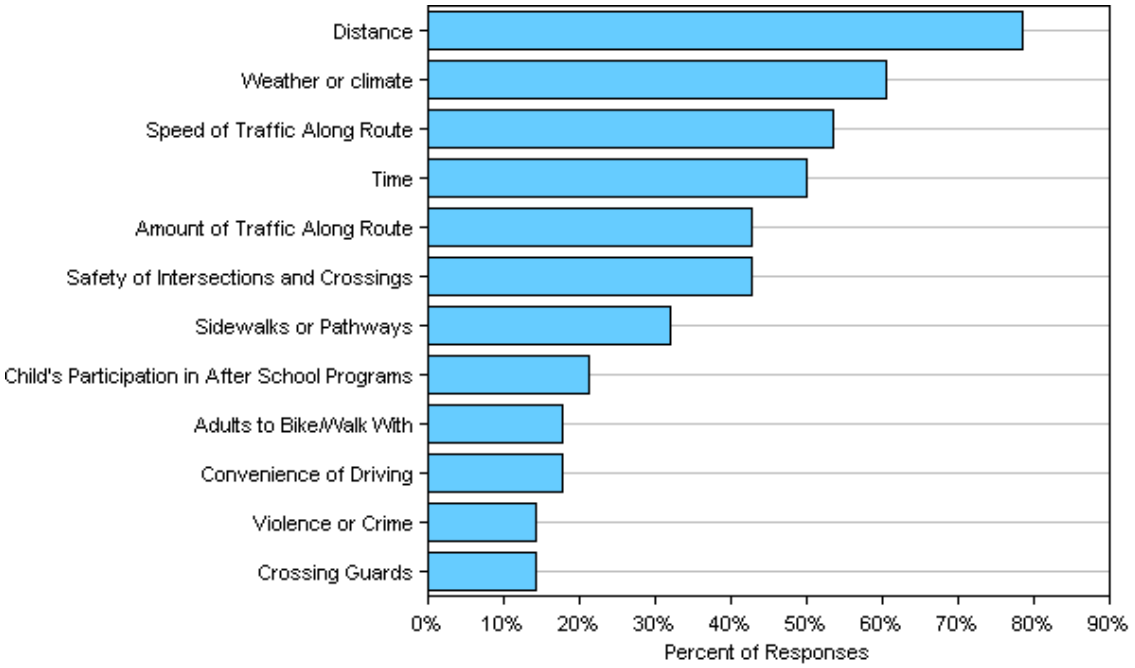

Issues reported to affect the decision to allow a child to walk or bike to/from school by parents of children who already walk or bike to/from school

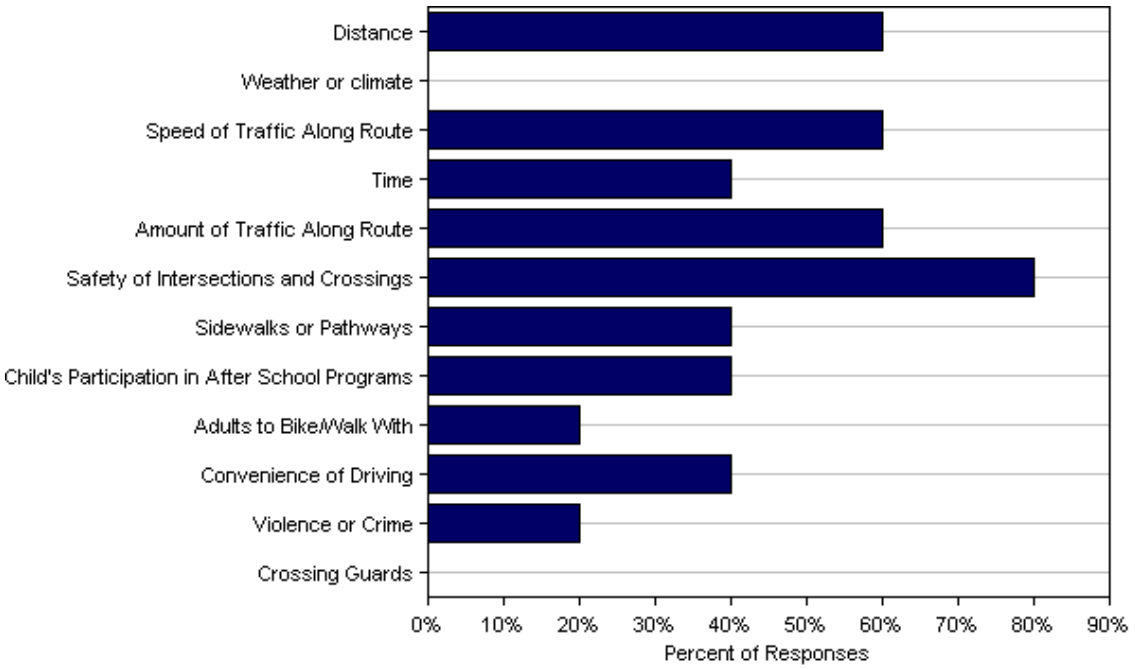

Issues reported to affect the decision to allow a child to walk or bike to/from school by parents of children who already walk or bike to/from school

Issue	Child does not walk/bike to school	Child walks/bikes to school
Distance	79%	60%
Weather or climate	61%	0%
Speed of Traffic Along Route	54%	60%
Time	50%	40%
Amount of Traffic Along Route	43%	60%
Safety of Intersections and Crossings	43%	80%
Sidewalks or Pathways	32%	40%
Child's Participation in After School Programs	21%	40%
Adults to Bike/Walk With	18%	20%
Convenience of Driving	18%	40%
Violence or Crime	14%	20%
Crossing Guards	14%	0%
Number of Respondents per Category	**28**	**5**

No response: 22
Note:
--Factors are listed from most to least influential for the 'Child does not walk/bike to school' group.
--Each column may sum to > 100% because respondent could select more than issue
--The calculation used to determine the percentage for each issue is based on the 'Number of Respondents per Category' within the respective columns (Child does not walk/bike to school and Child walks/bikes to school.) If comparing percentages between the two columns, please pay particular attention to each column's number of respondents because the two numbers can differ dramatically.

Parents' opinions about how much their child's school encourages or discourages walking and biking to/from school

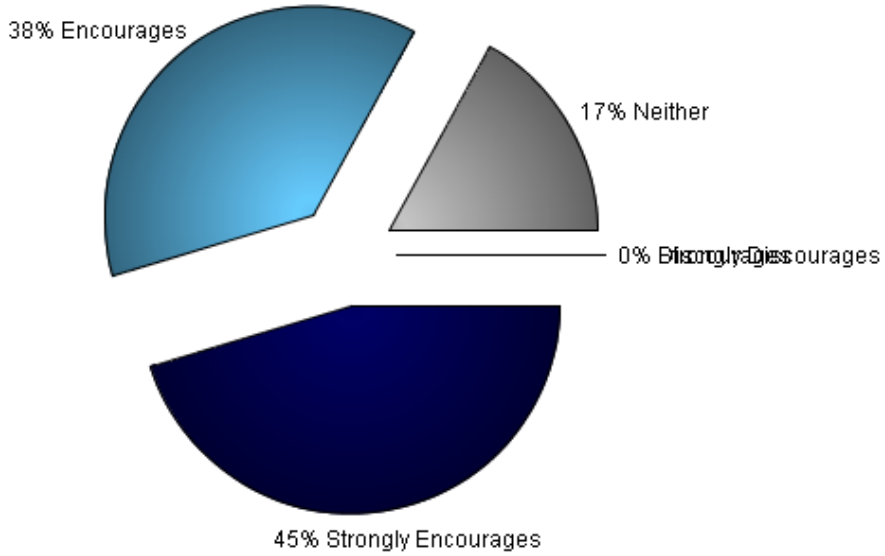

Parents' opinions about how much fun walking and biking to/from school is for their child

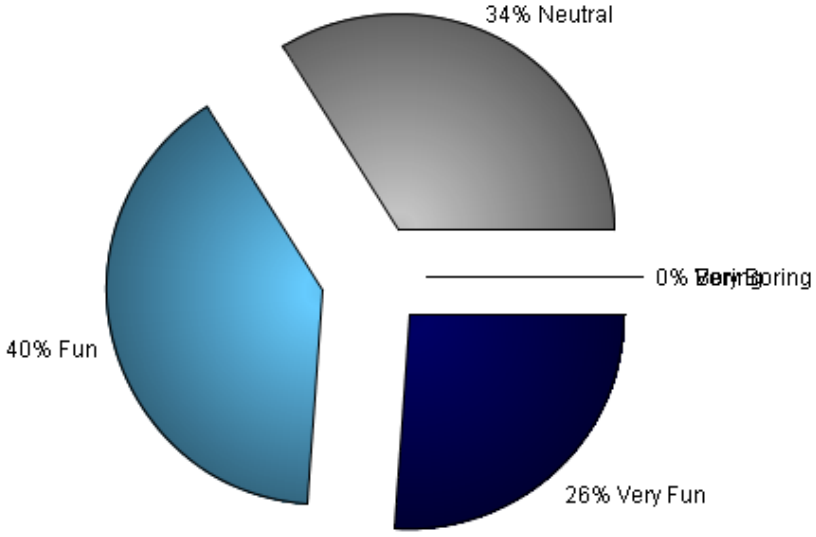

Parents' opinions about how healthy walking and biking to/from school is for their child

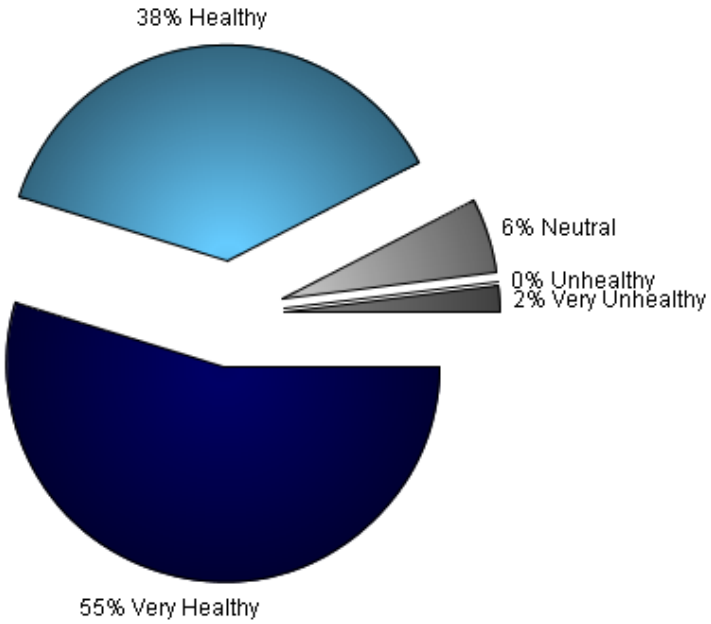

Comments Section

SurveyID	Comment
1274136	THE MORE BIKE TRAILS & LANES THE MORE DISTANCE WE WOULD BIKE. TRAIL TO ENCKA WOULD BE GREAT FOR US!
1274148	DISTANCE FAR TO GREAT TO WALK OR BIKE TO SCHOOL.
1274178	WE LOVE TO WALK & BIKE TO SCHOOL! YEA!
1274181	OUR CHALLENGE IS DISTANCE. IF WE LIVED IN THE SAME NEIGHBORHOOD AS OUR SCHOOL I WOULD DEFINITELY WALK OR BIKE WITH OUR KIDS UNTIL THEY WERE OLD ENOUGH TO GO ALONE.
1274139	CROSSING GUARDS AT INTERSECTIONS WOULD MAKE WALKING SAFER. OUR SCHOOL DOES NOT HAVE CROSSING GUARDS.
1274145	THANK YOU!
1274146	WOULD LOVE A LARGER SHOULDER OR NORTH SIDEWALK ON 17TH ST.
1274150	THERE IS ONLY A FREEWAY ROUTE AND COMPLEX BACK ROADS ROUTE FROM OUR HOUSE TO THE SCHOOL
1274154	QUESTION #8 - THEY HAVE BEEN WALKING/BIKING
1274149	I AM EXTREMELY AFRAID OF MY CHILD BEING KIDNAPPED ESPECIALLY ON HIS WAY TO SCHOOL - LESS PEOPLE ON THE STREET.
1274167	I DROP OFF MY CHILD AT A BEFORE CARE PROGRAM & HE WALKS A SHORT DISTANCE TO SCHOOL FROM THERE DAILY.
1274176	GREAT PROGRAM! JUST WISH THE SCHOOL WAS CLOSER.
1274182	PLEASE CUT THE BUSHES ON JANES RD NEAR THE CATHOLIC CHURCH ON THE CORNER OF SCHOOL RD. IN ARCATA. CAN'T SEE CARS COMING. THANK YOU
1274134	WE LIVE OVER 20 MILES AWAY FROM CAMPUS.
1274162	20+ MILES FROM SCHOOL-BIKING &/OR WALKING NOT AN OPTION.